



Dimension drawings


All dimensions in mm




SLD 000



SLD 00




SLD 1




SLD 2


2



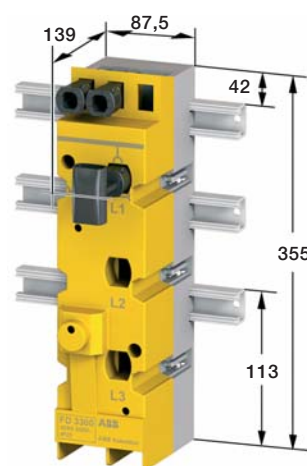
SLDL 2
SLDL 3



SLDL 2-1P
SLDL 3-1P



SLDL 2 and SLDL 3
when cable is connected
from above.



FD 3300