

Ledge® Suspended



Ledge – light floating in the room

“Less is more” - design developed based on the technology of tomorrow!
With the Edge-lit technology Ledge obtain homogeneous lighting, with an optics giving very low glare. The discreet design intensifies its surroundings without interfering with the interior of the room.

Description

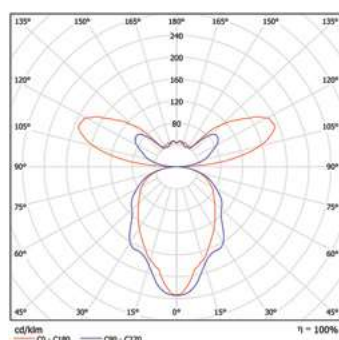
Suspended interior fitting for LED with the Edge-lit technology. The clear version is fully transparent when the light is turned off, when light is on it seems like the fitting is disappearing in the room. You find Ledge with different light distributions, Ledge Clear with 40/60% up/down light (ID46). Ledge Opal with 60/40% up/down light (ID64). The power supply comes through the wires, PowerOverWire, no cables, giving a discreet and clean installation. Side of fitting in extruded aluminium, end caps in a composite material. High quality optics in clear or opal acrylics (PMMA). Frame and control module powder painted structure paint, white RAL 9016.

Application areas

Office, meeting facilities, shop, school, homes

Installation

The fitting is delivered with 2,5m cable and plug.
DALI version with 2,5m 5-pole cable without plug.



Ledge clear

Mounting

The wire suspension is delivered mounted on the fitting. An arrangement for quick adjustment of height is placed down by the fitting. The Control module can easily be placed in a system ceiling (T-profil) or fixed directly in the ceiling.

Control gear

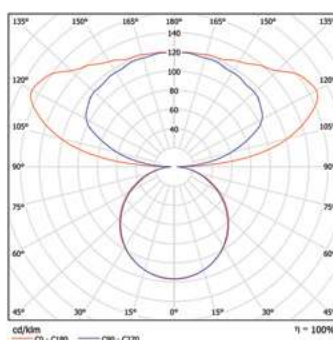
All light technical components are placed in the Control module, with HF driver for on/off and switch-dim versions or digital driver for the dimmable DALI version, even prepared for touch-dim.

Fittings each circuit 16-B 19 pcs. - DALI 13 pcs.

Wireless control

Ledge is available with Casambi wireless App control integrated in the control module. See Homepage for detailed information.


Colour index Ra	>80
UGR	<19
Colour tolerance MacAdam	3
Life time	L80B50 100.000 h




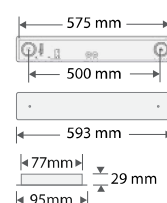
Ledge opal




Fitting




Control module



Control module with all electro technical components.



Control module with cord switch for dimming (SWD).



End cap in a slim and elegant design with an interesting light effect.



Ceiling adapter making it possible to place Ledge as wanted in the ceiling.

DEFA no.	Type	Optics	Light source		lm. fitting	lm/W	Control	Weight
<input type="checkbox"/> 119193	Ledge Suspended	Opal	62W	3000K	5734	93		4,8 kg
<input type="checkbox"/> 119194	Ledge Suspended	Opal	62W	3000K	5734	93	DALI	4,8 kg
<input type="checkbox"/> 119195	Ledge Suspended	Opal	62W	4000K	5955	96		4,8 kg
<input type="checkbox"/> 119196	Ledge Suspended	Opal	62W	4000K	5955	96	DALI	4,8 kg
<input type="checkbox"/> 119197	Ledge Suspended	Clear	62W	3000K	6002	97		4,8 kg
<input type="checkbox"/> 119198	Ledge Suspended	Clear	62W	3000K	6002	97	DALI	4,8 kg
<input type="checkbox"/> 119199	Ledge Suspended	Clear	62W	4000K	6230	101		4,8 kg
<input type="checkbox"/> 119200	Ledge Suspended	Clear	62W	4000K	6230	101	DALI	4,8 kg
<input type="checkbox"/> 121646	Ledge Suspended	Opal	62W	3000K	5734	93	SWD	4,9 kg
<input type="checkbox"/> 121647	Ledge Suspended	Opal	62W	4000K	5955	96	SWD	4,9 kg
<input type="checkbox"/> 121648	Ledge Suspended	Clear	62W	3000K	6002	97	SWD	4,9 kg
<input type="checkbox"/> 121649	Ledge Suspended	Clear	62W	4000K	6230	101	SWD	4,9 kg
<input type="checkbox"/> 120600	Ledge Suspended	Opal	62W	3000K	5734	93	CASAMBI	4,9 kg
<input type="checkbox"/> 120601	Ledge Suspended	Opal	62W	4000K	5955	96	CASAMBI	4,9 kg
<input type="checkbox"/> 120602	Ledge Suspended	Clear	62W	3000K	6002	97	CASAMBI	4,9 kg
<input type="checkbox"/> 120603	Ledge Suspended	Clear	62W	4000K	6230	101	CASAMBI	4,9 kg

SWD - Dimming function via cord switch in the control module

Accessories:

- ☐ 119312 Ledge ceiling adapter
- ☐ 120449 Remote control Casambi Xpress

Casambi

Ledge are available with Casambi wireless App control integrated in the control module.

The fitting can then be controlled by switch, smart phone or tablet. See www.defa.com for more detailed information.



Casambi Xpress - remote control



Optimized light

- High luminous efficiency - lm/W
- Extremely low glare - UGR <19
- Colour temperature 3000K - 4000K
- Clear version with 40/60% up/down light
- Opal version with 60/40% up/down light



Energy efficient with long life time

- Optimized Edge-lit technology
- High quality LED – 100,000 hr
- Optimal cooling and operation time
- High output ration



Easy and quick installation

- Suspension without cable
- Power supply through wire suspension
- Height adjustments down by the fitting
- Ceiling box contains all technical details



Discreet design

- Only 12 mm building height
- Fitting floating in the room without disturbing the interior design
- Clear version completely transparent