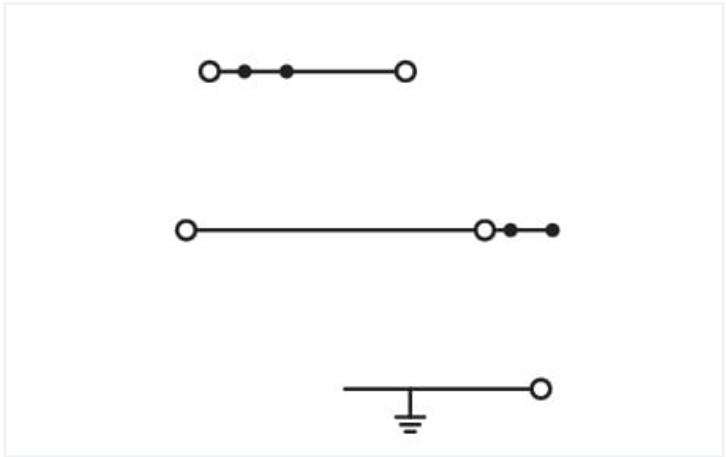


Color: ■ gray



Similar to illustration

Electrical data				
Ratings per		IEC/EN 60947-7-1		
Overvoltage category	III	III	II	<div>Ratings per IEC/EN – Notes</div> <div>Ratings (note)<div>Potential – ground</div></div>
Pollution degree	3	2	2	
Nominal voltage	250 V	-	-	
Rated surge voltage	4 kV	-	-	
Rated current	32 A	-	-	
Current at conductor cross-section (max.) mm²	36 A	-	-	
Ratings per		IEC/EN 60947-7-1		
Overvoltage category	III	III	II	<div>Power Loss</div> <div>Power loss, per pole (potential)<div>1.024 W</div></div> <div>Rated current I_N for specified power loss<div>32 A</div></div> <div>Resistance value for specified, current-dependent power loss<div>0.001 Ω</div></div>
Pollution degree	3	2	2	
Nominal voltage	400 V	-	-	
Rated surge voltage	6 kV	-	-	
Rated current	32 A	-	-	
Current at conductor cross-section (max.) mm²	36 A	-	-	



Connection data																										
Connection points	5	<div>Connection 1</div> <table><tr><td>Connection technology</td><td>Push-in CAGE CLAMP®</td></tr><tr><td>Actuation type</td><td>Operating tool</td></tr><tr><td>Connectable conductor materials</td><td>Copper</td></tr><tr><td>Nominal cross-section</td><td>4 mm²</td></tr><tr><td>Solid conductor</td><td>0.5 ... 6 mm² / 20 ... 10 AWG</td></tr><tr><td>Solid conductor; push-in termination</td><td>1.5 ... 6 mm² / 14 ... 10 AWG</td></tr><tr><td>Fine-stranded conductor</td><td>0.5 ... 6 mm² / 20 ... 10 AWG</td></tr><tr><td>Fine-stranded conductor; with insulated ferrule</td><td>0.5 ... 4 mm² / 20 ... 12 AWG</td></tr><tr><td>Fine-stranded conductor; with ferrule; push-in termination</td><td>1.5 ... 4 mm² / 18 ... 12 AWG</td></tr><tr><td>Note (conductor cross-section)</td><td>Depending on the conductor characteristic, a conductor with a smaller cross-section can also be inserted via push-in termination.</td></tr><tr><td>Strip length</td><td>11 ... 13 mm / 0.43 ... 0.51 inches</td></tr><tr><td>Wiring direction</td><td>Front-entry wiring</td></tr></table>	Connection technology	Push-in CAGE CLAMP®	Actuation type	Operating tool	Connectable conductor materials	Copper	Nominal cross-section	4 mm²	Solid conductor	0.5 ... 6 mm² / 20 ... 10 AWG	Solid conductor; push-in termination	1.5 ... 6 mm² / 14 ... 10 AWG	Fine-stranded conductor	0.5 ... 6 mm² / 20 ... 10 AWG	Fine-stranded conductor; with insulated ferrule	0.5 ... 4 mm² / 20 ... 12 AWG	Fine-stranded conductor; with ferrule; push-in termination	1.5 ... 4 mm² / 18 ... 12 AWG	Note (conductor cross-section)	Depending on the conductor characteristic, a conductor with a smaller cross-section can also be inserted via push-in termination.	Strip length	11 ... 13 mm / 0.43 ... 0.51 inches	Wiring direction	Front-entry wiring
Connection technology	Push-in CAGE CLAMP®																									
Actuation type	Operating tool																									
Connectable conductor materials	Copper																									
Nominal cross-section	4 mm²																									
Solid conductor	0.5 ... 6 mm² / 20 ... 10 AWG																									
Solid conductor; push-in termination	1.5 ... 6 mm² / 14 ... 10 AWG																									
Fine-stranded conductor	0.5 ... 6 mm² / 20 ... 10 AWG																									
Fine-stranded conductor; with insulated ferrule	0.5 ... 4 mm² / 20 ... 12 AWG																									
Fine-stranded conductor; with ferrule; push-in termination	1.5 ... 4 mm² / 18 ... 12 AWG																									
Note (conductor cross-section)	Depending on the conductor characteristic, a conductor with a smaller cross-section can also be inserted via push-in termination.																									
Strip length	11 ... 13 mm / 0.43 ... 0.51 inches																									
Wiring direction	Front-entry wiring																									
Total number of potentials	3																									
Number of levels	3																									

Physical data		
Width		6.2 mm / 0.244 inches
Height		123.9 mm / 4.878 inches
Depth from upper-edge of DIN-rail		41.7 mm / 1.642 inches

Mechanical data		
Potential marking		L/L/PE
Mounting type		DIN-35 rail
Marking level		Center/side marking

Material data		
Note (material data)		Information on material specifications can be found here
Color		gray
Material group		I
Insulation material		Polyamide (PA66)
Flammability class per UL94		V0
Fire load		0.369 MJ
Weight		30.2 g

Environmental requirements		
Processing temperature		-35 ... +85 °C
Continuous operating temperature		-60 ... +105 °C



Commercial data	
Product Group	22 (TOPJOB S)
eCl@ss 10.0	27-14-11-25
eCl@ss 9.0	27-14-11-25
ETIM 8.0	EC001329
ETIM 7.0	EC001329
PU (SPU)	50 pcs
Packaging type	Box
Country of origin	CN
GTIN	4055143042253
Customs tariff number	85369010000

Environmental Product Compliance	
CAS-No.	7439-92-1
REACH Candidate List Substance	Lead
RoHS Compliance Status	Compliant, No Exemption
SCIP notification number (Austria)	2a58bca4-9185-45a5-8fa5-f1418ab39097
SCIP notification number (Belgium)	923479c2-db66-4d17-bb2e-6357ab43a5b6
SCIP notification number (Bulgaria)	93d519b8-c88c-46ab-8564-d0b3ae171892
SCIP notification number (Czech Republic)	5530dcf2-c8c6-423b-a473-c6ed8d9c810b
SCIP notification number (Denmark)	8baf784e-09ae-4177-8e2c-e91c194c3330
SCIP notification number (Finland)	c2a7496d-30a9-400d-b7e0-adb2c0533276
SCIP notification number (France)	d5956b1b-02b5-496d-83cc-647213568c84
SCIP notification number (Germany)	fe50af71-3372-4576-8ef0-415a85dad2dd
SCIP notification number (Hungary)	3367b138-be99-497e-864b-8c76ef0b3dc1
SCIP notification number (Italy)	082e9543-af87-4be9-8cb2-4cb9e810b496
SCIP notification number (Netherlands)	9f387e88-eb5d-4fff-afa8-de271eec21bd
SCIP notification number (Poland)	2a0adf3d-5095-4d05-b987-4e51b7534a4b
SCIP notification number (Romania)	08e8250b-d4db-4e8f-b7ef-51875abc026b
SCIP notification number (Sweden)	d99d7c48-3457-4d75-9abd-a5c1fc082102

Approvals / Certificates

General approvals


CCA

KEMA
KEUR

Approval	Standard	Certificate Name
CCA DEKRA Certification B.V.	EN 60947	NTR-NL 6669
CCA DEKRA Certification B.V.	EN 60947	2129185.01

Declarations of conformity and manufacturer's declarations

Approval	Standard	Certificate Name
EU-Declaration of Confor- mity WAGO GmbH & Co. KG	-	-
UK-Declaration of Confor- mity WAGO GmbH & Co. KG	-	-

Approvals for marine applications														
														
<table><tr><th>Approval</th><th>Standard</th><th>Certificate Name</th></tr><tr><td>ABS American Bureau of Ship- ping</td><td>EN 60947</td><td>20-HG1941090-PDA</td></tr><tr><td>DNV GL Det Norske Veritas, Ger- manischer Lloyd</td><td>-</td><td>TAE00001V2</td></tr><tr><td>LR Lloyds Register</td><td>EN 60947</td><td>91/20112 (E9)</td></tr></table>	Approval	Standard	Certificate Name	ABS American Bureau of Ship- ping	EN 60947	20-HG1941090-PDA	DNV GL Det Norske Veritas, Ger- manischer Lloyd	-	TAE00001V2	LR Lloyds Register	EN 60947	91/20112 (E9)		
Approval	Standard	Certificate Name												
ABS American Bureau of Ship- ping	EN 60947	20-HG1941090-PDA												
DNV GL Det Norske Veritas, Ger- manischer Lloyd	-	TAE00001V2												
LR Lloyds Register	EN 60947	91/20112 (E9)												



Downloads

Environmental Product Compliance

Compliance Search

Environmental Product Compliance 2005-7645

Download icon

Documentation

Additional Information

Technical Section

pdf

2240.62 KB

Download icon

Bid Text

2005-7645

19.02.2019

xml

3.93 KB

Download icon

2005-7645

07.08.2018

docx

14.75 KB

Download icon

CAD/CAE-Data

CAD data

2D/3D Models 2005-7645

Download icon

CAE data

EPLAN Data Portal 2005-7645

Download icon

WSCAD Universe 2005-7645

Download icon

ZUKEN Portal 2005-7645

Download icon

1 Compatible Products

1.1 Required Accessories

1.1.1 End plate

1.1.1.1 End plate



Item No.: 2005-7692
End and intermediate plate; 1 mm thick; orange

1.2 Optional Accessories

1.2.1 DIN-rail

1.2.1.1 Mounting accessories



Item No.: 210-196
Aluminum carrier rail; 35 x 8.2 mm; 1.6 mm thick; 2 m long; unslotted; similar to EN 60715; silver-colored



Item No.: 210-198
Copper carrier rail; 35 x 15 mm; 2.3 mm thick; 2 m long; unslotted; according to EN 60715; copper-colored



Item No.: 210-197
Steel carrier rail; 35 x 15 mm; 1.5 mm thick; 2 m long; slotted; similar to EN 60715; silver-colored



Item No.: 210-114
Steel carrier rail; 35 x 15 mm; 1.5 mm thick; 2 m long; unslotted; similar to EN 60715; silver-colored



Item No.: 210-118
Steel carrier rail; 35 x 15 mm; 2.3 mm thick; 2 m long; unslotted; according to EN 60715; silver-colored



Item No.: 210-115
Steel carrier rail; 35 x 7.5 mm; 1 mm thick; 2 m long; slotted; according to EN 60715; "Hole width 18 mm; silver-colored



Item No.: 210-112
Steel carrier rail; 35 x 7.5 mm; 1 mm thick; 2 m long; slotted; according to EN 60715; "Hole width 25 mm; silver-colored



Item No.: 210-113
Steel carrier rail; 35 x 7.5 mm; 1 mm thick; 2 m long; unslotted; according to EN 60715; silver-colored



1.2.2 Ferrule

1.2.2.1 Ferrule



Item No.: 216-262
Ferrule; Sleeve for 0.75 mm² / 18 AWG; insulated; electro-tin plated; electrolytic copper; gastight crimped; acc. to DIN 46228, Part 4/09.90; gray



Item No.: 216-263
Ferrule; Sleeve for 1 mm² / AWG 18; insulated; electro-tin plated; electrolytic copper; gastight crimped; acc. to DIN 46228, Part 4/09.90; red



Item No.: 216-264
Ferrule; Sleeve for 1.5 mm² / AWG 16; insulated; electro-tin plated; electrolytic copper; gastight crimped; acc. to DIN 46228, Part 4/09.90; black



Item No.: 216-266
Ferrule; Sleeve for 2.5 mm² / AWG 14; insulated; electro-tin plated; electrolytic copper; gastight crimped; acc. to DIN 46228, Part 4/09.90; blue



Item No.: 216-267
Ferrule; Sleeve for 4 mm² / AWG 12; insulated; electro-tin plated; electrolytic copper; gastight crimped; acc. to DIN 46228, Part 4/09.90; gray

1.2.3 Installation

1.2.3.1 Cover



Item No.: 709-156
Cover; Type 3; suitable for cover carrier, type 3; 1 m long; transparent

1.2.3.2 Cover carrier



Item No.: 709-169
Cover carrier; Type 3; incl. fixing/retaining screws and knurled nut; suitable for 279 to 282 and 880 Series rail-mounted terminal blocks; suitable for 264 Series miniature rail-mounted terminal blocks; suitable for 270 Series sensor and actuator terminal blocks; gray

1.2.3.3 Mounting accessories



Item No.: 2009-304
Busbar carrier; not suitable for use as end stop; for DIN 35 rail; 1.5 mm thick; blue



Item No.: 2009-305
Busbar carrier; with end stop function and detachable separator plate; for DIN 35 rail; 7.5 mm thick; blue

1.2.4 Insulation stop

1.2.4.1 Insulation stop



Item No.: 2004-171
Insulation stop; 0.25 - 0.5 mm²; 5 pieces/strip; light gray



Item No.: 2004-172
Insulation stop; 0.75 - 1 mm²; 5 pieces/strip; dark gray

1.2.5 Jumper

1.2.5.1 Jumper



Item No.: 2004-406/020-000

Delta jumper; insulated; light gray



Item No.: 2004-410

Jumper; 10-way; insulated; light gray



Item No.: 2004-402

Jumper; 2-way; insulated; light gray



Item No.: 2004-403

Jumper; 3-way; insulated; light gray



Item No.: 2004-404

Jumper; 4-way; insulated; light gray



Item No.: 2004-405

Jumper; 5-way; insulated; light gray



Item No.: 2004-406

Jumper; 6-way; insulated; light gray



Item No.: 2004-407

Jumper; 7-way; insulated; light gray



Item No.: 2004-408

Jumper; 8-way; insulated; light gray



Item No.: 2004-409

Jumper; 9-way; insulated; light gray



Item No.: 2004-440

Jumper; from 1 to 10; insulated; light gray



Item No.: 2004-433

Jumper; from 1 to 3; insulated; light gray



Item No.: 2004-434

Jumper; from 1 to 4; insulated; light gray



Item No.: 2004-435

Jumper; from 1 to 5; insulated; light gray



Item No.: 2004-436

Jumper; from 1 to 6; insulated; light gray



Item No.: 2004-437

Jumper; from 1 to 7; insulated; light gray



Item No.: 2004-438

Jumper; from 1 to 8; insulated; light gray



Item No.: 2004-439

Jumper; from 1 to 9; insulated; light gray



Item No.: 2004-405/011-000

Star point jumper; 3-way; insulated; light gray



Item No.: 210-103

Wire commoning chain; insulated; black



Item No.: 210-123

Wire commoning chain; insulated; blue

1.2.6 Marking

1.2.6.1 Group marker carrier



Item No.: 2009-191

Group marker carrier; gray



Item No.: 2009-192

Group marker carrier; gray



Item No.: 2009-193

Group marker carrier; gray

1.2.6.2 Marker



Item No.: 2009-145/000-006

Mini-WSB Inline; for Smart Printer; 1700 pieces on roll; stretchable 5 - 5.2 mm; plain; snap-on type; blue



Item No.: 2009-145/000-007

Mini-WSB Inline; for Smart Printer; 1700 pieces on roll; stretchable 5 - 5.2 mm; plain; snap-on type; gray



Item No.: 2009-145/000-023

Mini-WSB Inline; for Smart Printer; 1700 pieces on roll; stretchable 5 - 5.2 mm; plain; snap-on type; green



Item No.: 2009-145/000-012

Mini-WSB Inline; for Smart Printer; 1700 pieces on roll; stretchable 5 - 5.2 mm; plain; snap-on type; orange



Item No.: 2009-145/000-005

Mini-WSB Inline; for Smart Printer; 1700 pieces on roll; stretchable 5 - 5.2 mm; plain; snap-on type; red



Item No.: 2009-145/000-024

Mini-WSB Inline; for Smart Printer; 1700 pieces on roll; stretchable 5 - 5.2 mm; plain; snap-on type; violet



Item No.: 2009-145

Mini-WSB Inline; for Smart Printer; 1700 pieces on roll; stretchable 5 - 5.2 mm; plain; snap-on type; white



Item No.: 2009-145/000-002

Mini-WSB Inline; for Smart Printer; 1700 pieces on roll; stretchable 5 - 5.2 mm; plain; snap-on type; yellow



Item No.: 248-501/000-006

Mini-WSB marking card; as card; not stretchable; plain; snap-on type; blue



Item No.: 248-501/000-007

Mini-WSB marking card; as card; not stretchable; plain; snap-on type; gray



Item No.: 248-501/000-023

Mini-WSB marking card; as card; not stretchable; plain; snap-on type; green



Item No.: 248-501/000-017

Mini-WSB marking card; as card; not stretchable; plain; snap-on type; light green



Item No.: 248-501/000-012

Mini-WSB marking card; as card; not stretchable; plain; snap-on type; orange



Item No.: 248-501/000-005

Mini-WSB marking card; as card; not stretchable; plain; snap-on type; red



Item No.: 248-501/000-024

Mini-WSB marking card; as card; not stretchable; plain; snap-on type; violet



Item No.: 248-501

Mini-WSB marking card; as card; not stretchable; plain; snap-on type; white



1.2.6.2 Marker



Item No.: 248-501/000-002
Mini-WSB marking card; as card; not stretchable; plain; snap-on type; yellow



Item No.: 793-5501/000-006
WMB marking card; as card; for terminal block width 5 - 17.5 mm; stretchable 5 - 5.2 mm; plain; snap-on type; blue



Item No.: 793-5501/000-014
WMB marking card; as card; for terminal block width 5 - 17.5 mm; stretchable 5 - 5.2 mm; plain; snap-on type; brown



Item No.: 793-5501/000-007
WMB marking card; as card; for terminal block width 5 - 17.5 mm; stretchable 5 - 5.2 mm; plain; snap-on type; gray



Item No.: 793-5501/000-023
WMB marking card; as card; for terminal block width 5 - 17.5 mm; stretchable 5 - 5.2 mm; plain; snap-on type; green



Item No.: 793-5501/000-017
WMB marking card; as card; for terminal block width 5 - 17.5 mm; stretchable 5 - 5.2 mm; plain; snap-on type; light green



Item No.: 793-5501/000-012
WMB marking card; as card; for terminal block width 5 - 17.5 mm; stretchable 5 - 5.2 mm; plain; snap-on type; orange



Item No.: 793-5501/000-005
WMB marking card; as card; for terminal block width 5 - 17.5 mm; stretchable 5 - 5.2 mm; plain; snap-on type; red



Item No.: 793-5501/000-024
WMB marking card; as card; for terminal block width 5 - 17.5 mm; stretchable 5 - 5.2 mm; plain; snap-on type; violet



Item No.: 793-5501
WMB marking card; as card; for terminal block width 5 - 17.5 mm; stretchable 5 - 5.2 mm; plain; snap-on type; white



Item No.: 793-5501/000-002
WMB marking card; as card; for terminal block width 5 - 17.5 mm; stretchable 5 - 5.2 mm; plain; snap-on type; yellow



Item No.: 793-501/000-006
WMB marking card; as card; not stretchable; plain; snap-on type; blue



Item No.: 793-501/000-007
WMB marking card; as card; not stretchable; plain; snap-on type; gray



Item No.: 793-501/000-023
WMB marking card; as card; not stretchable; plain; snap-on type; green



Item No.: 793-501/000-017
WMB marking card; as card; not stretchable; plain; snap-on type; light green



Item No.: 793-501/000-012
WMB marking card; as card; not stretchable; plain; snap-on type; orange



Item No.: 793-501/000-005
WMB marking card; as card; not stretchable; plain; snap-on type; red



Item No.: 793-501/000-024
WMB marking card; as card; not stretchable; plain; snap-on type; violet



Item No.: 793-501
WMB marking card; as card; not stretchable; plain; snap-on type; white



Item No.: 793-501/000-002
WMB marking card; as card; not stretchable; plain; snap-on type; yellow



Item No.: 2009-115/000-006
WMB-Inline; for Smart Printer; 1500 pieces on roll; stretchable 5 - 5.2 mm; plain; snap-on type; blue



Item No.: 2009-115/000-007
WMB-Inline; for Smart Printer; 1500 pieces on roll; stretchable 5 - 5.2 mm; plain; snap-on type; gray



Item No.: 2009-115/000-023
WMB-Inline; for Smart Printer; 1500 pieces on roll; stretchable 5 - 5.2 mm; plain; snap-on type; green



Item No.: 2009-115/000-017
WMB-Inline; for Smart Printer; 1500 pieces on roll; stretchable 5 - 5.2 mm; plain; snap-on type; light green



Item No.: 2009-115/000-012
WMB-Inline; for Smart Printer; 1500 pieces on roll; stretchable 5 - 5.2 mm; plain; snap-on type; orange



Item No.: 2009-115/000-005
WMB-Inline; for Smart Printer; 1500 pieces on roll; stretchable 5 - 5.2 mm; plain; snap-on type; red



Item No.: 2009-115/000-024
WMB-Inline; for Smart Printer; 1500 pieces on roll; stretchable 5 - 5.2 mm; plain; snap-on type; violet



Item No.: 2009-115
WMB-Inline; for Smart Printer; 1500 pieces on roll; stretchable 5 - 5.2 mm; plain; snap-on type; white



Item No.: 2009-115/000-002
WMB-Inline; for Smart Printer; 1500 pieces on roll; stretchable 5 - 5.2 mm; plain; snap-on type; yellow

1.2.6.3 Marker carrier



Item No.: 2009-198
Adaptor; gray

1.2.6.4 Marking strip



Item No.: 2009-110
Marking strips; for Smart Printer; on reel; not stretchable; plain; snap-on type; white

1.2.7 Test and measurement

1.2.7.1 Testing accessories



Item No.: 2009-174
Test plug adapter; for 4 mm Ø test plugs; for testing TOPJOB®S rail-mounted terminal blocks; gray



Item No.: 210-136
Test plug; 2 mm Ø; with 500 mm cable; red



Item No.: 2009-182
Testing tap; for max. 2.5 mm²; tool-free connection for individual test wires 0.08 - 2.5 mm; gray

1.2.8 Tool

1.2.8.1 Operating tool



Item No.: 210-658
Operating tool; Blade: 3.5 x 0.5 mm; with a partially insulated shaft; angled; short; multicoloured



Item No.: 210-720
Operating tool; Blade: 3.5 x 0.5 mm; with a partially insulated shaft; multicoloured



Item No.: 2009-309
Operating tool; Blades: 3.5 x 0.5 mm and 2.5 x 0.4 mm; for TOPJOB®S installation terminal blocks




Item No.: 2009-310
Operating tool; Blades: 3.5 x 0.5 mm and 5.5 x 0.8 mm; for TOPJOB®S installation terminal blocks; green

Installation Notes


Conductor termination



All conductor types at a glance



Inserting a conductor via push-in termination.
Solid conductors with cross-sections from either one size above, or up to two sizes below, the rated cross-section can be simply pushed in – no tools needed.




Inserting a conductor via operating tool.
Connecting fine-stranded conductors without ferrules, or small cross-sectional conductors that cannot be pushed in, is performed similarly to the original CAGE CLAMP® – just use an operating tool.


Testing



Busbar



Mounting busbars on busbar carriers: Insert busbar ends onto large busbar carriers (Item No. 2009-305) or onto supply terminal blocks with an integrated busbar carrier.



The busbar transparent cover (Item No. 777-303) protects the busbar against accidental contact and makes it easy to see which terminal blocks are connected to the busbar.

