



## Inground 3R Mono



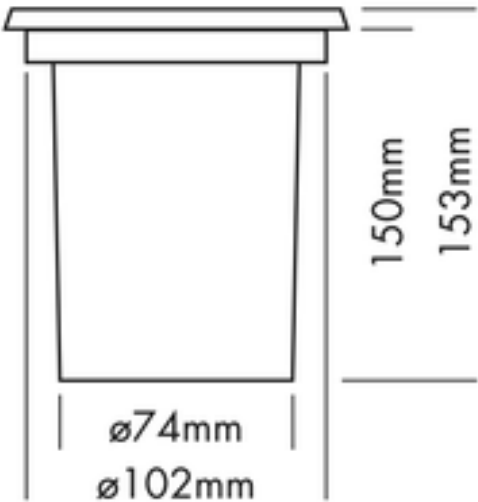
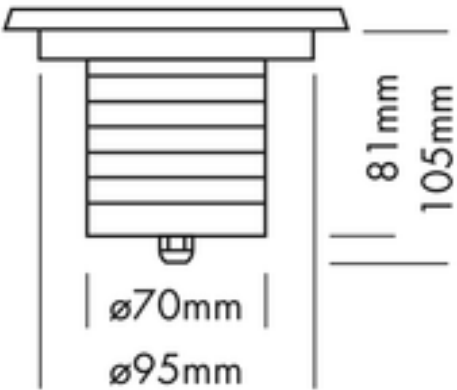
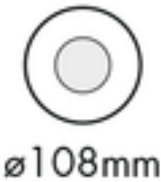


The PROLED INGROUND series is designed for floor integration and offers various design possibilities in architectural illumination.

- dimmable and controllable via DMX 512, DALI, KNX, 1-10 V, CASAMBI, RF by MULTI power supplies or PRO CONTROLLER
- incl. PVC plastic mounting sleeve



Asymmetrical lens 45°/35°



EULUMDAT/IES INFORMATION

TECHNICAL DATA

IP classification	IP67 (for outdoor use)
Power source	24 VDC
Ring	stainless steel 316
Housing	powder coated aluminium grey, 8 mm tempered glass

Mounting sleeve	PVC plastic
Load capacity	full area = 2500 kg
Electrical connection	1x cable 0,5 m H05RN-F 2x 1,0 mm <sup>2</sup> to open wires
Average lifetime	50.000 h at L80/B10
Operating temperature range	-10° C till +45° C

## PHOTOMETRIC DATA

LED type	OSRAM 2 Watt high power
Luminous flux	warm white 450 Lumen
Colour temperature	warm white 3000 K
CRI	80
Beam angle	15°, 30° and asymmetrical 45°/35°

Due to conditions of production photometric data can vary from production batch to production batch within the EU directive.

## PRODUCT TYPES

order code	colour	beam angle	LED pcs	LED power	power consumption*	weight	EEC
L17136R1Y	warm white	15°	3	6 Watt	5,5 Watt	1 kg	F
L17136R4Y	warm white	30°	3	6 Watt	5,5 Watt	1 kg	F
L17136RAY	warm white	asym. 45°/35°	3	6 Watt	5,5 Watt	1 kg	F

\*Actual power consumption



MEMBER OF THE PROLED GROUP