


PROLED®

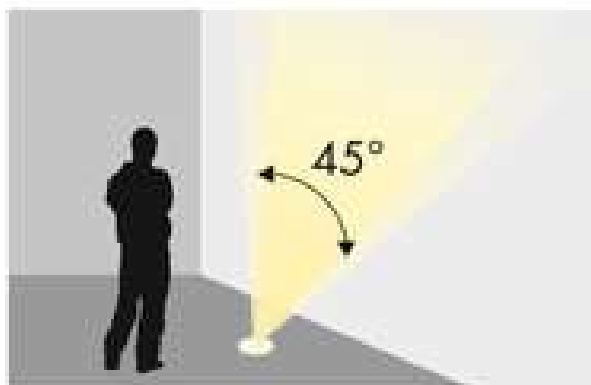
Inground 3R Mono



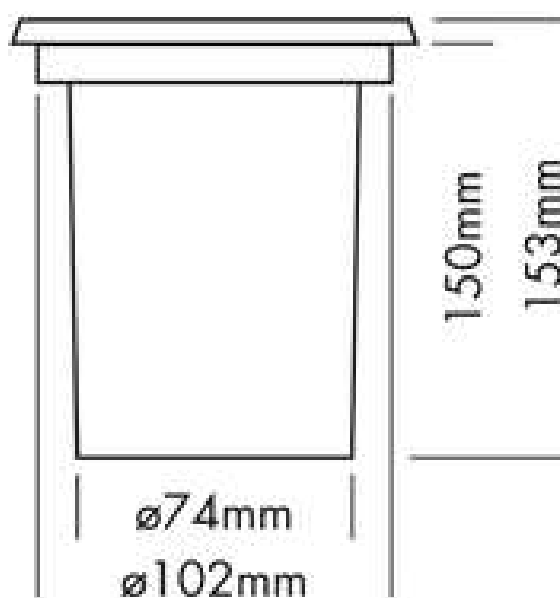
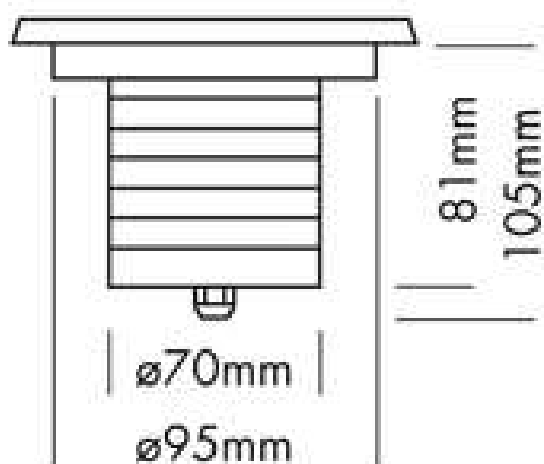


The PROLED INGROUND series is designed for floor integration and offers various design possibilities in architectural illumination.

- dimmable and controllable via DMX 512, DALI, KNX, 1-10 V, CASAMBI, RF by MULTI power supplies or PRO CONTROLLER
- incl. PVC plastic mounting sleeve



Asymmetrical lens 45°/35°



EULUMDAT/IES INFORMATION

TECHNICAL DATA

IP classification

IP67 (for outdoor use)

Power source	24 VDC
Ring	stainless steel 316
Housing	powder coated aluminium grey, 8 mm tempered glass
Mounting sleeve	PVC plastic
Load capacity	full area = 2500 kg
Electrical connection	1x cable 0,5 m H05RN-F 2x 1,0 mm² to open wires
Average lifetime	50.000 h at L80/B10
Operating temperature range	-10° C till +45° C

PHOTOMETRIC DATA

LED type	OSRAM 2 Watt high power
Luminous flux	warm white 450 Lumen
Colour temperature	warm white 3000 K
CRI	80
Beam angle	15°, 30° and asymmetrical 45°/35°

Due to conditions of production photometric data can vary from production batch to production batch within the EU directive.

PRODUCT TYPES

order code	colour	beam angle	LED pcs	LED power	power consumption*	weight	EEC
L17136R1Y	warm white	15°	3	6 Watt	5,5 Watt	1 kg	F
L17136R4Y	warm white	30°	3	6 Watt	5,5 Watt	1 kg	F
L17136RAY	warm	asym.	3	6 Watt	5,5 Watt	1 kg	F

order code	colour	beam angle	LED pcs	LED power	power consumption*	weight	EEC
	white	45°/35°					

*Actual power consumption

MEMBER OF THE PROLED GROUP