

# Technical specifications

## Diesel Generator Set

### QIS 25

Voltage: 400/230 V

Frequency: 50HZ



Genset Image for illustration purposes only

## TECHNICAL INFORMATION

<b>Standby Power (ESP)</b>	kVA	22
	kW	17.2
<b>Prime Power (PRP)</b>	kVA	20
	kW	16
<b>Mechanical structure</b>	Soundproofed	
<b>Engine</b>	KUBOTA V2403-M-BG	
<b>Alternator</b>	MECC ALTE ECP28-M/4A	
<b>Control card</b>	DEEP SEA 4620	
<b>Measures (L x W x H)</b>	mm	1,750 x 840 x 1,155
<b>Empty weight</b>	kg	700
<b>Fuel tank</b>	L	55
<b>Acoustic pressure, LpA</b>	dB(A) a 7	61
<b>Acoustic power LwA</b>	dB(A)	88

Voltages	Prime Power (PRP)		Standby Power (ESP)	
	(kVA)	(kW)	(kVA)	(kW)
380/220	20	16	22	17.2
400/230	20	16	22	17.2
415/240	21	16.4	22	17.2

#### Notes:

PRIME POWER: Electrical power data available at a variable load without limits of hours per year. An overload of 10 % is allowed for 1 hour of every 12. In accordance with ISO 8528/1 (2005) – PRP

STANDBY POWER: Electrical power data at variable load in an emergency in accordance with standard ISO 8528/1 (2005) – ESP. Overloads of emergency power are not allowed.

The standard reference conditions are: 25 °C, 100 kPa and 30% relative humidity. Gasoil density: 0.85 g/cm3. Gasoline density: 0.68 g/cm3.

## ■ INDEX

General description
Engine
Alternator
Bedplate
Soundproofed canopy
Electric Panel
ATS
Dimensions and Weight
Performance class
Regulation
Annex: Drawings

Grupos Electrógenos Europa, S.A. is a certified company with ISO 9001, ISO 14001, OHSAS 18001 and PECAL

We reserves the right to modify any characteristic of their equipment without prior warning.

Photographs representing the product range, while able to include options.

Weight and dimensions of a standard generator set.

Non-contractual document

### Central Offices:

Polígono Industrial Pitarco II; Parcela 20

50450 Muel (Zaragoza) Spain

Tel.: +34 976 14 54 32

Fax: +34 976 14 54 31

info@gesan.com

### After-sales Department:

Customer service: +34 976 14 54 33

Spare parts: +34 976 14 54 34

## ■ GENERAL DESCRIPTION

Specifically developed for the industrial applications, this stationary soundproof generator set is easy to use and straightforward to maintain. The available features & options are designed to fully meet the requirements of all industrial applications. The generator set will automatically start on mains failure and cool down and stop as soon as the mains come back. The generator set also controls the load transfer between mains (utility) and generator set. It can also be start-up by means of an external signal.

It's your solution for Predictable Power.

## ■ ENGINE

<b>Engine brand</b>	KUBOTA	<b>Engine Capacity (c.c.)</b>	2,400
<b>Model</b>	V2403-M-BG	<b>Bore (mm)</b>	87
<b>R.P.M.</b>	1,500	<b>Stroke (mm)</b>	102
<b>Net power (kWm)</b>	22	<b>Compression ratio</b>	23,2:1
<b>Fuel</b>	Diesel	<b>Type of regulation</b>	Electronic
<b>No. of cylinders</b>	4 L	<b>Europe exhaust emission</b>	EU3A

### Cooling System

The cooling system consists of a radiator, expansion tank, water pump, engine-driven cooling fan and thermostat, all of them original from the engine manufacturer.

It is cooling the engine block thanks to a pressurized forced-circulation of 50/50 mixture of Ethylene Glycol anti-freeze.

All the rotating parts are protected.

<b>Cooling type</b>	Water	<b>Limit ambient temperature (°c)</b>	50
<b>Coolant capacity (l)</b>	9		

A boiler system with heating element is available as an option. An adjustable thermostat is included to maintain the temperature at optimum range and facilitate the starting of the engine.

<b>Coolant heater power (W)</b>	1 x 750W		
---------------------------------	----------	--	--

### Lubrication System

<b>Oil capacity (l)</b>	9	<b>Maximum oil consumption (% fuel consumption)</b>	0.0
-------------------------	---	---	-----

### Air intake system

D1105-BG2- D1703M-BG-V2403M-BG-V3300DI

The air intake system for combustion consists of heavy duty air filter (dual stage filter and safety cartridge) and air restriction indicator, original from the engine manufacturer.

<b>Intake air flow (m³/min)</b>	1.6		
---------------------------------	-----	--	--

## Exhaust System

The exhaust system consists of pipes, bellow, interior and exterior aluminized steel exhaust silencer that is highly resistant to corrosion, rain cap and hot part protections.

<b>T<sup>a</sup> gas emission (°C)</b>	360	<b>Inlet diameter (")</b>	2
<b>Gas flow (m3/min)</b>	3.4	<b>Body diameter (mm)</b>	172
<b>Maximum exhaust back pressure (kPa)</b>	3.2	<b>Exhaust length (mm)</b>	630
<b>Number of exhaust</b>	1	<b>Atenuattion (dB(A))</b>	26
<b>Outlet diameter (")</b>	2		

## Start system

Start system that uses an electrical motor, battery and battery charge alternator that is driven by the engine itself. The start motor and the battery charge alternator are originals from the engine manufacturer.

<b>Battery type</b>	1 x 12V 74Ah - 680A
---------------------	---------------------

## Fuel supply system

The fuel system consists of a fuel tank, feed pump, water separator fuel filter including 30 microns filtering element, injection pump and injection nozzles.

The fuel tank is made from plastic to prevent rust and includes a filling connection with cap and key, a cleaning hatch and draining plug for easier maintenance. The fuel level is controlled thanks to a fuel level sensor with an analogue gauge mounted in the control cubicle.

<b>Fuel tank capacity (L)</b>	55
-------------------------------	----

## Fuel consumption panel (range according to the standard configuration)

Load	Prime Power (PRP)		Standby Power (ESP)	
	(l/h)	Range (h)	(l/h)	Range (h)
25%	2.4	23		
50%	3.2	17.2		
75%	3.9	14.1		
100%	5.1	10.8	5	11

## ■ ALTERNATOR

Mecc Alte alternator with 4 poles, with a lifetime lasting greased bearing, H class insulation, without brushes, 2/3 coil and AVR (Automatic Voltage Regulator)

Protection of all the windings by means of 2-part high quality polyester resin impregnation. The stator windings receive a double impregnation and the rotor exciter receives an additional coat of EG43 varnish.

Excitation system with MAUX auxiliary winding with overload capacity 3 times the nominal current for 20 s.

Joining of engine and alternator through flexible disc coupling.

Regulations:

- CEI 2-3
- IEC 34-1
- EN 60034-1
- VDE 0530
- BS 4999-5000
- CAN/CSA-C22.2 No14-68-No100-95
- ISO 8528:3

Low wave distribution:

- $THC < 4\%$
- $THD < 4\%$
- $THF (IEC) < 2\%$
- $TIF (NEMA) < 45$

Incorporates electromagnetic emissions suppressor in accordance with standard VDE 0875, class K.

<b>Brand</b>	MECC ALTE	<b>Voltage Stability</b>	±1%
<b>Model</b>	ECP28-M/4A	<b>Performance at 75% p.f. 0.8 (%)</b>	88
<b>Alternator Power (kVA)</b>	22 / Standby (SB27)	<b>Performance at 100% p.f. 0.8 (%)</b>	87
<b>Number of wires</b>	12	<b>Direct subtransient reactance <math>X''_d</math> (%)</b>	9.6
<b>IP Alternator</b>	IP 23	<b>Subtransient time constant, <math>T''_d</math> (ms)</b>	14
<b>Excitation system</b>	MAUX	<b>Zero sequence reactance, <math>X_0</math> (%)</b>	3.3
<b>AVR model</b>	DSR	<b>Short-circuit ratio, <math>K_{cc}</math></b>	0.6

## ▪ BEDPLATE

The engine-alternator set is coupled to the bedplate by means of anti-vibration shock mounts that absorb almost all the vibrations.

The base frame is made of a phosphate, passivated steel profile with polyester dust paint that guarantees a resistance of up to 480 hours in a saline mist chamber in accordance with standard ASM B-117-09.

The base frame is able to hold 100% of the liquids of the genset, reducing any potential environmental impact. It has a drainage plug.

## ▪ SOUNDPROOFED CANOPY

Soundproof generator set by means of galvanized, phosphate steel, passivated and finish using polyester dust paint that guarantees a resistance of at least 720 hours in a saline mist chamber in accordance with standard ASM B-117-09.

The canopy includes an external access to the lifting beam and push to close latches with key. The lifting beam is available as an option.

It is lined inside with a noise-absorbing material of polyurethane foam with a 30 mm thick waterproof protector veil with a density of 25 kg/m<sup>3</sup>.

It also has an emergency shutdown pushbutton that is accessible from the outside.

## ▪ ELECTRIC PANEL

Easily accessed control cubicle integrated in the generator set with digital controller providing advanced engine monitoring and protection features. Performance and maintenance requirements can also be observed. The cubicle includes multi-poles thermal-magnetic protection circuit breaker against overloads and short-circuits.

Easily accessed control cubicle integrated in the generator set with digital controller providing advanced engine monitoring and protection features. Performance and maintenance requirements can also be observed. The cubicle includes multi-poles thermal-magnetic protection circuit breaker against overloads and short-circuits.

<b>Circuit Breaker rated current (A)</b>	32A 4P	<b>Battery charger</b>	DSE 9150 - 12V 2A
--	--------	------------------------	-------------------

An electronic battery charger is available as an option.

It is designed to be permanently connected to the battery and maintains it charged to its maximum capacity. The charger includes reverse polarity protection, short circuit protection and current limiting, and it automatically returns to float mode when charging is complete.

## Control Card

DEEP SEA control plate, DSE 4620 with grid monitor that starts-up the generator set when it detects a failure in the electrical power supply from the grid and sends a signal to the switching panel to switch from the grid position to the group position. Once the power supply has been re-established, it sends an order to the switching panel to transfer the generator set power to the grid and shuts-down the generator set once it has cooled down. It also starts-up the generator set using an external signal.

Also, control plate DSE 4620 checks a large number of parameters of the generator set which allows it to display information, statuses and alarms. If required, it will shutdown the generator set: Due to high coolant fluid temperature, low oil pressure, low coolant fluid level, etc.

Includes a LCD screen with lighting, 2 navigation menu buttons, independent operational mode buttons, and alarms and status indicating LEDs.

Communications via USB, and Completely configurable using a PC in Windows environment and free Scada type software in real time.

Includes reading and displaying of parameters with RMS values, real time clock, events history log up to 15 events and programming of alarms, events, start-ups and shutdowns.

Operating modes: START-UP, SHUTDOWN, AUTO, MANUAL AND TEST.

### Generator

- Generator voltage (L-N)
- Generator voltage (L-L)
- Generator frequency
- Generator current
- kW
- kVA
- kWh
- kVAh
- Power factor

### Grid

- Grid voltage (L-N)
- Grid voltage (L-L)
- Grid frequency

### Engine

- Turn speed
- Cooling fluid temperature
- Oil pressure
- Hour meter
- Battery voltage
- No. of start-ups
- Fuel level

### Protections

- Start-up fault (generator set shutdown)
- High coolant temperature (alarm and generator set shutdown)
- Low oil pressure (alarm and generator set shutdown)
- Low fuel level (alarm)
- Low cooling fluid level (generator set shutdown)
- Overload (alarm and generator set shutdown)
- Battery voltage high (alarm)
- Battery voltage low (alarm)
- Battery charge alternator failure (alarm)
- Generator low frequency (alarm and shutdown)
- Generator high frequency (alarm and shutdown)
- Generator low voltage (alarm and shutdown)
- Generator high voltage (alarm and shutdown)
- External emergency shutdown (shutdown)
- Engine overspeed (shutdown)
- Maintenance interval (alarm)



## ■ ATS

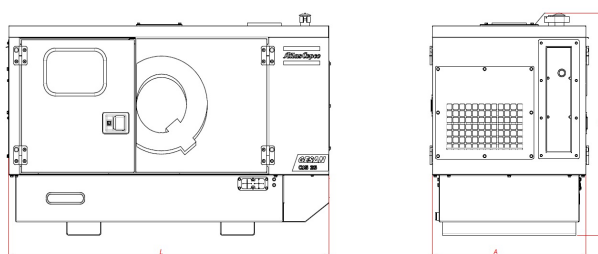
Optional Cabinet for switching between the grid and the generator set by means of Schneider brand contactors with an integrated mechanical and electrical interlocking device.

High dynamic resistance against short-circuits. Stable positions not affected by the changes in voltage and mechanical vibrations. IP66 protection. Connections: Lower/lower.

<b>ATS</b>	4P 40A 230-240V L-N CC
------------	------------------------

## ■ DIMENSIONS AND WEIGHT

<b>Length, L (mm)</b>	1,750
<b>Width, A (mm)</b>	840
<b>Height, H (mm)</b>	1,155
<b>Weight (kg)</b>	700



## ■ PERFORMANCE CLASS

Execution class in accordance with ISO 8528/5 (2005) taking into account the behaviour of the generator set in a permanent mode of operation with different load levels, as well as in a temporary mode of operation due to shocks in the load.

<b>Performance class</b>	G2
--------------------------	----

## ■ REGULATION

The generator set has a CE Marking that includes the following directives:

- 2006/42/EC Machine Safety.
- 2014/35/EU Low Voltage.
- 2014/30/EU Electromagnetic compatibility.
- 2005/88/EC Noise emissions of machines outdoors in soundproof generator sets.

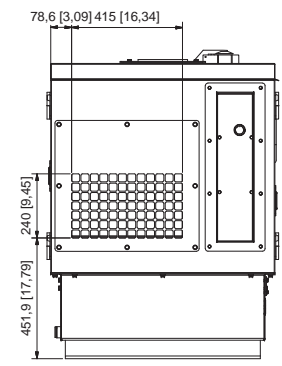
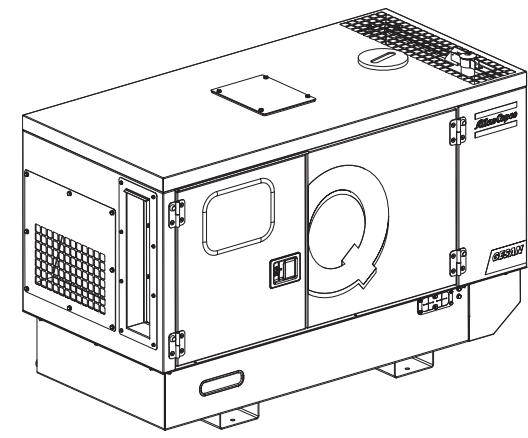
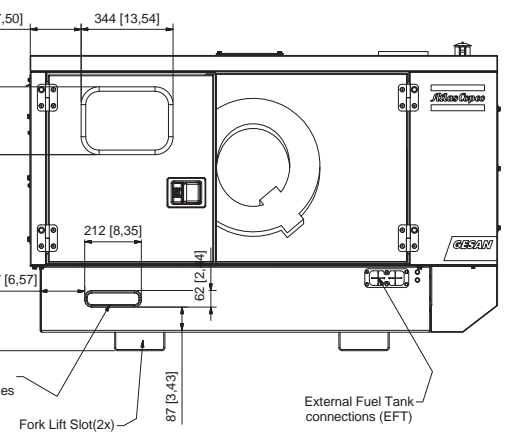
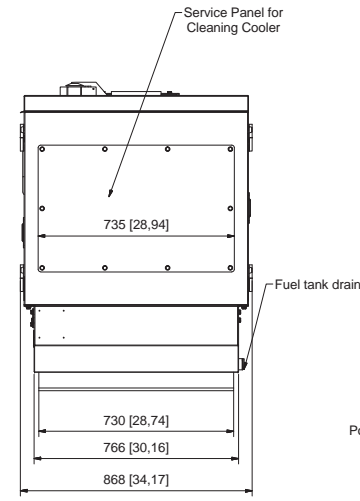
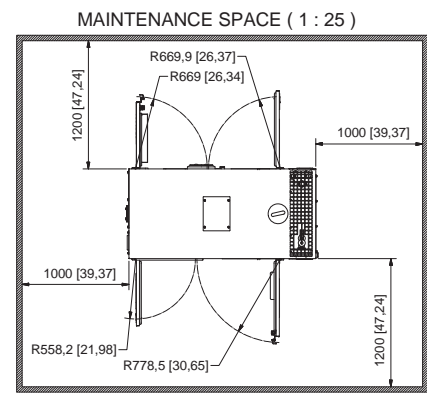
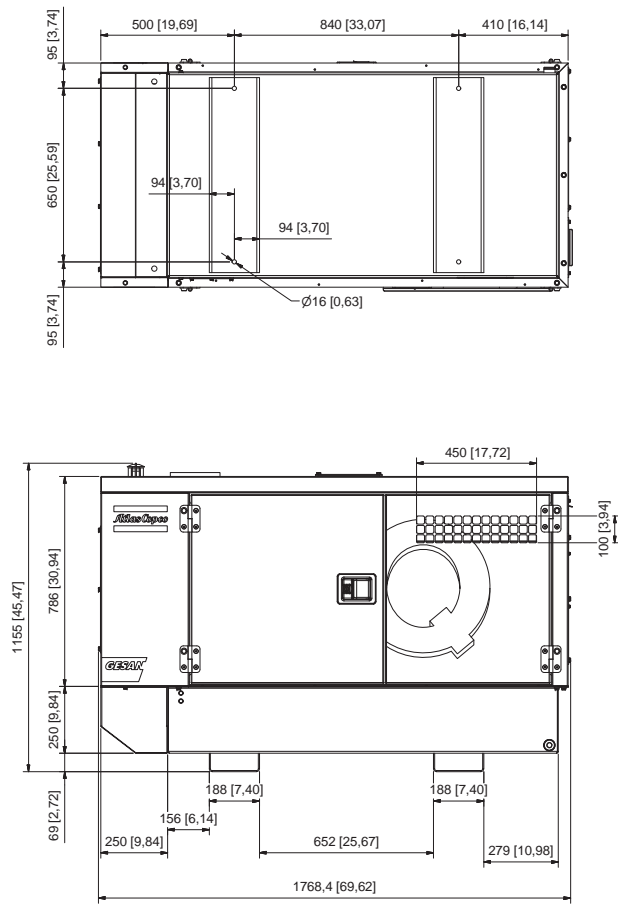
Regulation (EU) 2016/1628 Gases and contaminating particles emissions only for groups within its scope of application.

Applicable international regulations:

- ISO 8528
- ISO 3046
- BS 5000
- IEC 60034



No	Position	Gewijzigd van	Datum	Ingv./Goedgev. Infr./Appd.
Ed		Modified from	Date	



Note: - [ ] = Dimensions are in inches.

All materials supplied are in compliance with the requirements of the List of Prohibited Substances

Name	DIMENSION DRWG			QIS 20
Material	Confidential			INV
Treatment				Thickness: INV
Scale	Family			A1
Drawn by	arissgo	Blank nr.	1	
Version Dwg	Blank wt	kg	Fin wt	2280,758 kg
Des checked	Prod checked	Approved	Date	17/09/2014
Approved				1636004902

Parent 3D model Ed. Version 3D

STATUS

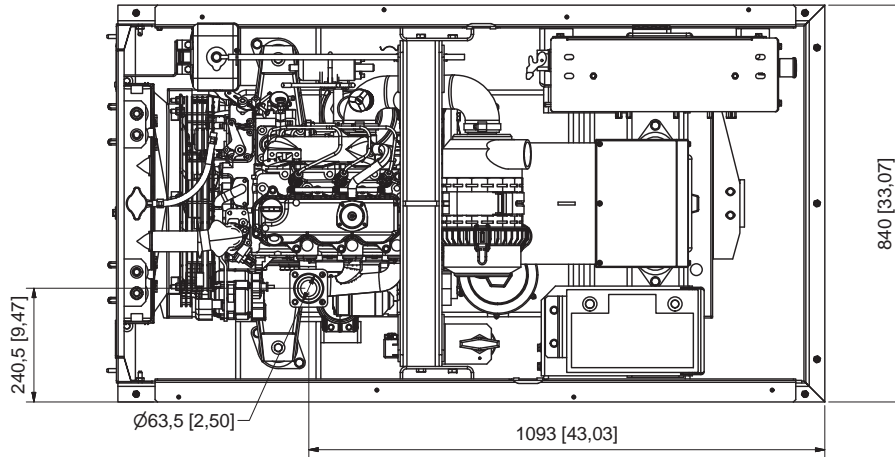
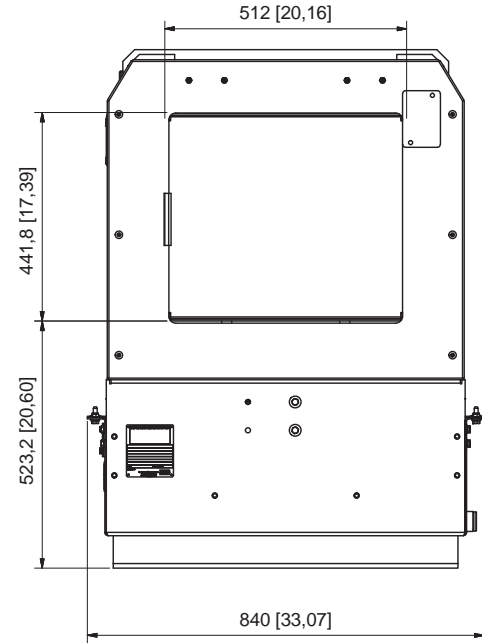
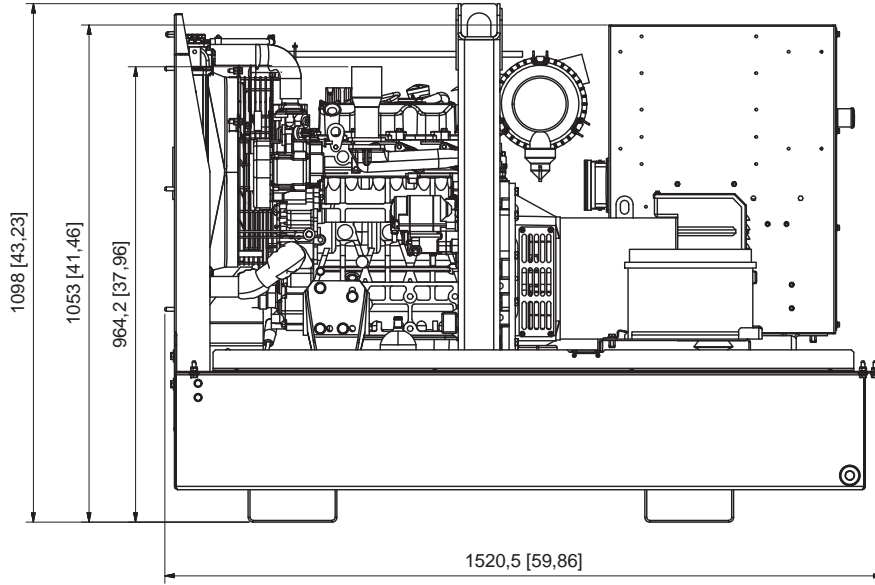
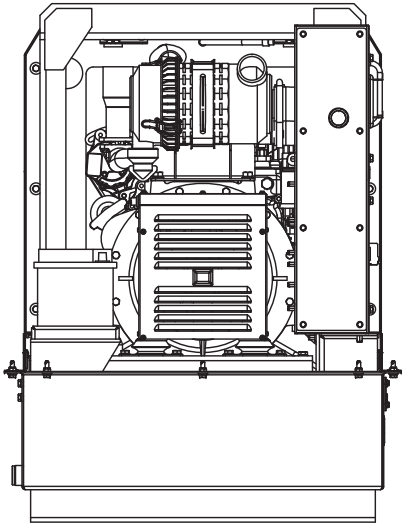
Drawing owner ESF

Sheet 1 / 4

CONFIDENTIAL

This document is our property and shall not, without our permission be altered, copied, used for manufacturing or communicated to any other person or company.

00					
Ed	Position	Gewijzigd van Modified from	Datum Date	Ingev./Goedg Intr./Appd.	

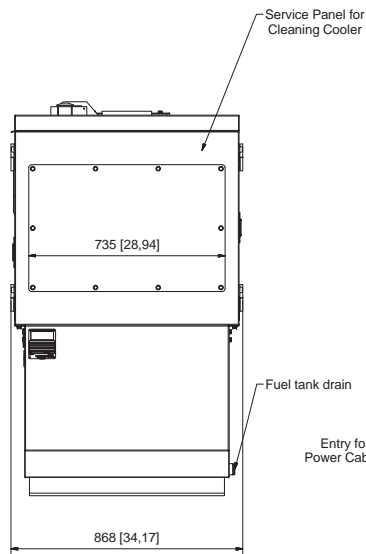
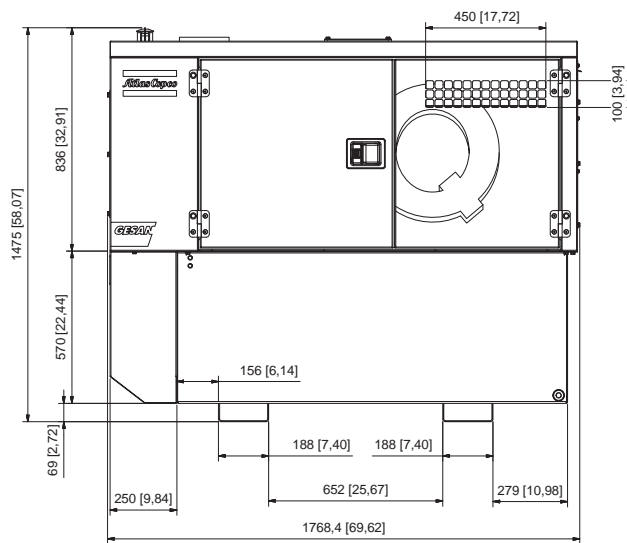
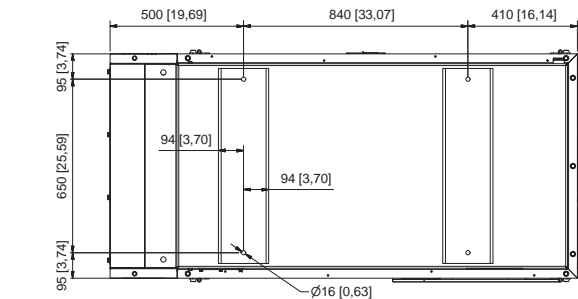


Tolerances, if not indicated, according to:					
Name		DIMENSION DRWG		QIS 20	
Material				Confidential	
Treatment				Thickness: INV	
Scale		Family		A2 Compare	
Drawn by ariesgo		Blank nr.		Replaces	
Version Drwg 00		Blank wt. Kg		Fini wt. 2280,758 Kg	
STATUS		Des checked.		Prod checked.	
Approved		Approved.		Date 17/09/2014	
Parent 3D model		Ed . Version 3D		Designation	
				1636004902	
				Drawing owner	
				ESF	
				Sheet 2 / 4	

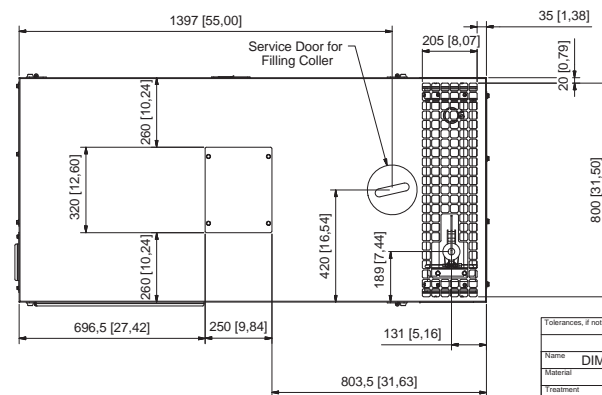
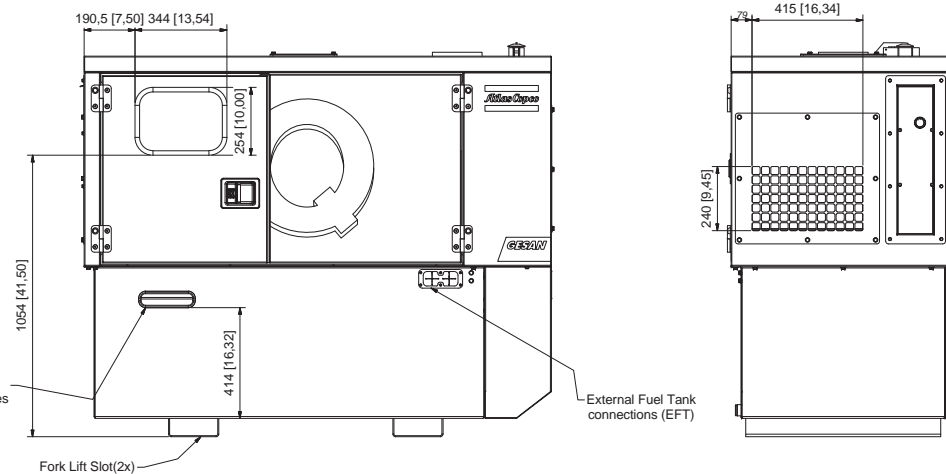
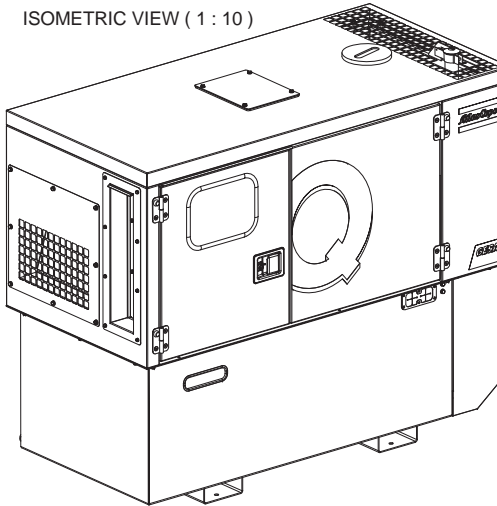
CONFIDENTIAL

This document contains proprietary information and is not to be distributed outside the organization without prior written permission. The information contained herein is confidential and its disclosure is prohibited by law.

Ed	Position	Gewijzigd van Modified from	Datum Date	Ingv./Goedg Intr./Appt.
----	----------	--------------------------------	---------------	----------------------------



## OPTION 48H



Tolerances, if not indicated, according to:									
Name: DIMENSION DRWG									
Material: Confidential									
Treatment: INV									
Scale: 1:1									
Family: A1									
Compos: ESF									
Drawn by: arisego									
Blank nr. 1									
Version Dwg									
Blank wt. 2380,758 kg									
Fin wt. 2380,758 kg									
Designation									
Status: Approved									
Des checked: Prod checked: Approved: Date 17/09/2014									
1636004902									

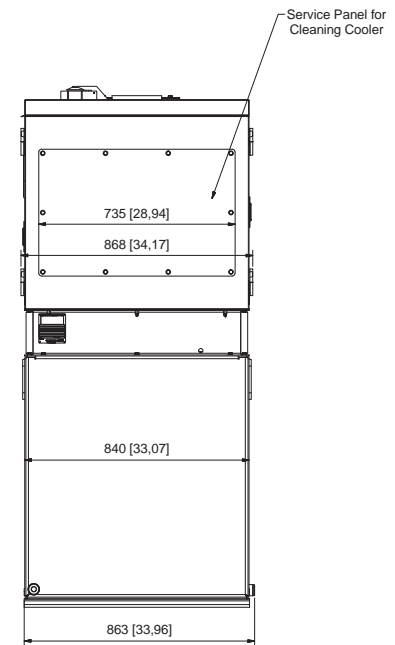
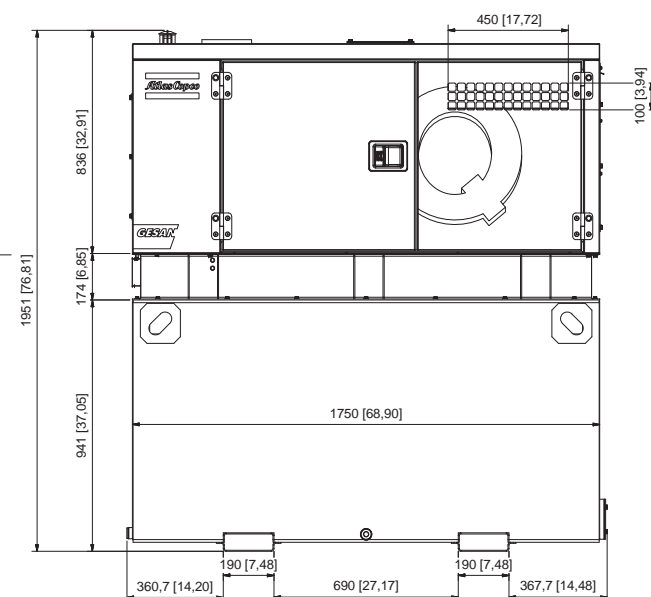
Parent 3D model	Ed. Version 3D
-----------------	----------------

Sheet	3 / 4
-------	-------

CONFIDENTIAL:

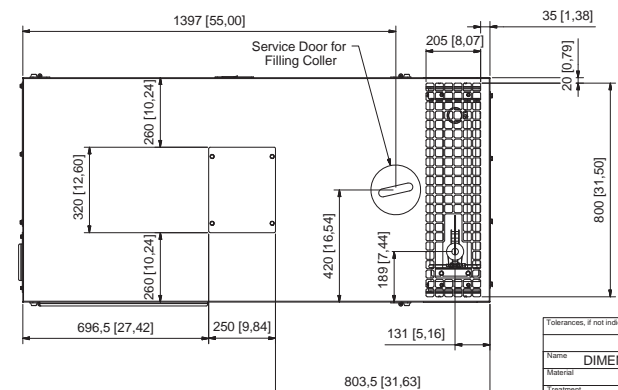
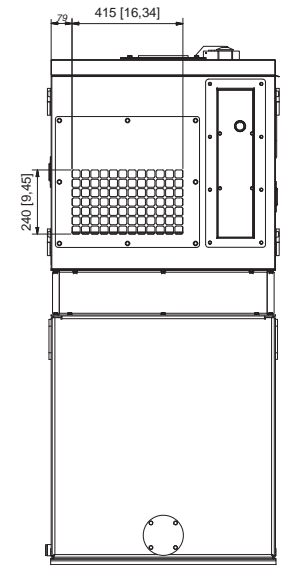
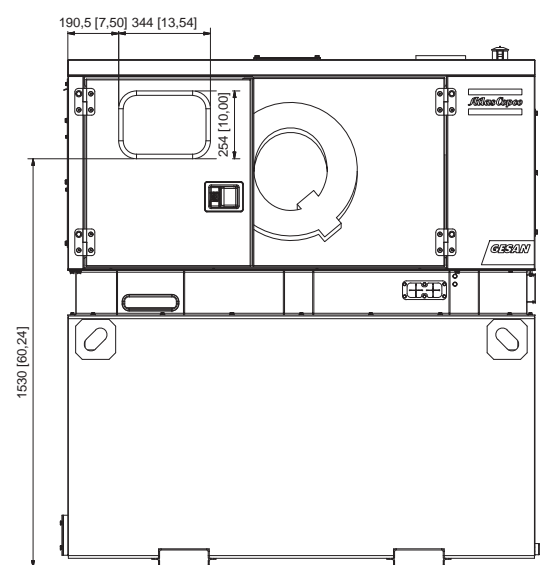
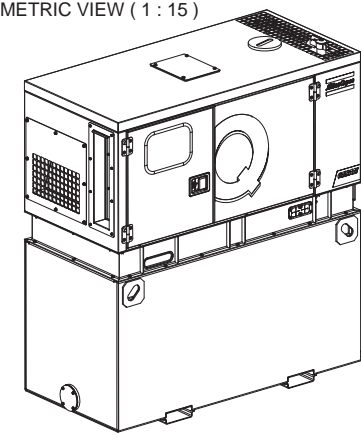
This document contains confidential information and is not to be distributed outside the organization without prior approval. The information contained herein is confidential and its disclosure is prohibited by law. All rights reserved.

Ed	Position	Gewijzigd van Modified from	Datum Date	Ingen./Goedg Intr./Appt.
----	----------	--------------------------------	---------------	-----------------------------



# OPTION 1000L.

ISOMETRIC VIEW ( 1 : 15 )



Tolerances, if not indicated, according to:										
Name	DIMENSION DRWG							QIS 20		
Material								Confidential		
Treatment								Thickness: INV		
Scale	A1							Comple		
Drawn by	ariesgo							Blank nr.		
Version	Drwg							Blank wt.		
Des checked	Prot checked							Approved		
Date	17/09/2014							Designation		
Parent 3D model							Ed. Version 3D		Approved	
Des checked							Prot checked		Approved	
Date							17/09/2014		1636004902	



Sheet 4 / 4