

Protective conductor double-level terminal block - UTTB 2,5-PE - 3044665

Please be informed that the data shown in this PDF Document is generated from our Online Catalog. Please find the complete data in the user's documentation. Our General Terms of Use for Downloads are valid (<http://phoenixcontact.com/download>)




Protective conductor double-level terminal block, Cross section: 0.14 mm² - 4 mm², AWG: 26 - 12, Connection type: Screw connection, Width: 5.2 mm, Color: green-yellow, Mounting type: NS 35/7,5, NS 35/15

Why buy this product

- ✓ Since there are two function shafts per level, all potential distribution tasks can be implemented quickly
- ✓ Tested for railway applications
- ✓ As an option, the levels can be connected using the FBS-PV UT vertical bridge
- ✓ For a clear overview, each terminal point supports large-surface labeling
- ✓ For example, two separate potentials can be routed side by side with the help of bridging between non-adjacent terminal blocks



Key commercial data

| | |
|--------------------------------------|---|
| Packing unit | 50 pc |
| GTIN |  4 017918 997038 |
| Weight per Piece (excluding packing) | 20.36 g |
| Custom tariff number | 85369010 |
| Country of origin | Germany |

Technical data

General

| | |
|---|------------------------|
| Number of levels | 2 |
| Number of connections | 4 |
| Color | green-yellow |
| Insulating material | PA |
| Inflammability class according to UL 94 | V0 |
| Area of application | Railway industry |
| | Mechanical engineering |

Protective conductor double-level terminal block - UTTB 2,5-PE - 3044665

Technical data

General

| | |
|---|---|
| | Plant engineering |
| | Process industry |
| Rated surge voltage | 6 kV |
| Pollution degree | 3 |
| Surge voltage category | III |
| Insulating material group | I |
| Connection in acc. with standard | IEC 60947-7-2 |
| Open side panel | ja |
| Test specification, oscillation, broadband noise | DIN EN 50155 (VDE 0115-200):2008-03 |
| Test spectrum | Service life test category 1, class B, body mounted |
| Test frequency | $f_1 = 5 \text{ Hz}$ to $f_2 = 150 \text{ Hz}$ |
| ASD level | 0.02 g ² /Hz |
| Acceleration | 0.8g |
| Test duration per axis | 5 h |
| Test directions | X-, Y- and Z-axis |
| Oscillation, broadband noise test result | Test passed |
| Test specification, shock test | DIN EN 50155 (VDE 0115-200):2008-03 |
| Shock form | Half-sine |
| Acceleration | 5 g |
| Shock duration | 30 ms |
| Number of shocks per direction | 3 |
| Test directions | X-, Y- and Z-axis (pos. and neg.) |
| Shock test result | Test passed |
| Temperature index, insulating material (DIN EN 60216-1 (VDE 0304-21)) | 120 °C |

Dimensions

| | |
|------------------|---------|
| Width | 5.2 mm |
| Length | 69.9 mm |
| Height NS 35/7,5 | 65 mm |
| Height NS 35/15 | 72.5 mm |

Connection data

| | |
|--|--|
| Note | Please observe the current carrying capacity of the DIN rails. |
| Connection method | Screw connection |
| Conductor cross section solid min. | 0.14 mm ² |
| Conductor cross section solid max. | 4 mm ² |
| Conductor cross section stranded min. | 0.14 mm ² |
| Conductor cross section stranded max. | 4 mm ² |
| Conductor cross section AWG/kcmil min. | 26 |
| Conductor cross section AWG/kcmil max | 12 |

Protective conductor double-level terminal block - UTTB 2,5-PE - 3044665

Technical data

Connection data

| | |
|---|----------------------|
| Conductor cross section stranded, with ferrule without plastic sleeve min. | 0.14 mm ² |
| Conductor cross section stranded, with ferrule without plastic sleeve max. | 2.5 mm ² |
| Conductor cross section stranded, with ferrule with plastic sleeve min. | 0.14 mm ² |
| Conductor cross section stranded, with ferrule with plastic sleeve max. | 2.5 mm ² |
| 2 conductors with same cross section, solid min. | 0.14 mm ² |
| 2 conductors with same cross section, solid max. | 1.5 mm ² |
| 2 conductors with same cross section, stranded min. | 0.14 mm ² |
| 2 conductors with same cross section, stranded max. | 1.5 mm ² |
| 2 conductors with same cross section, stranded, ferrules without plastic sleeve, min. | 0.14 mm ² |
| 2 conductors with same cross section, stranded, ferrules without plastic sleeve, max. | 1.5 mm ² |
| 2 conductors with same cross section, stranded, TWIN ferrules with plastic sleeve, min. | 0.5 mm ² |
| 2 conductors with same cross section, stranded, TWIN ferrules with plastic sleeve, max. | 1.5 mm ² |
| Stripping length | 9 mm |
| Internal cylindrical gage | A3 |
| Screw thread | M3 |
| Tightening torque, min | 0.5 Nm |
| Tightening torque max | 0.6 Nm |

Classifications

eCl@ss

| | |
|------------|----------|
| eCl@ss 4.0 | 27141118 |
| eCl@ss 4.1 | 27141118 |
| eCl@ss 5.0 | 27141118 |
| eCl@ss 5.1 | 27141118 |
| eCl@ss 6.0 | 27141141 |
| eCl@ss 7.0 | 27141141 |
| eCl@ss 8.0 | 27141141 |

ETIM

| | |
|----------|----------|
| ETIM 2.0 | EC000901 |
| ETIM 3.0 | EC000901 |
| ETIM 4.0 | EC000901 |
| ETIM 5.0 | EC000901 |

Protective conductor double-level terminal block - UTTB 2,5-PE - 3044665

Classifications

UNSPSC

| | |
|---------------|----------|
| UNSPSC 6.01 | 30211811 |
| UNSPSC 7.0901 | 39121410 |
| UNSPSC 11 | 39121410 |
| UNSPSC 12.01 | 39121410 |
| UNSPSC 13.2 | 39121410 |

Approvals

Approvals

Approvals


CSA / UL Recognized / cUL Recognized / GL / RS / EAC / cULus Recognized


Ex Approvals


IECEx / ATEX / UL Recognized / cUL Recognized / cULus Recognized

Approvals submitted

Approval details

| | |
|---|-------|
| CSA  | |
| mm²/AWG/kcmil | 26-12 |

| | | | |
|---|-------|-------|-------|
| UL Recognized  | | | |
| | B | C | D |
| mm²/AWG/kcmil | 26-12 | 26-12 | 26-12 |

| | | | |
|--|-------|-------|-------|
| cUL Recognized  | | | |
| | B | C | D |
| mm²/AWG/kcmil | 26-12 | 26-12 | 26-12 |

Protective conductor double-level terminal block - UTTB 2,5-PE - 3044665

Approvals

GL

RS

EAC

cULus Recognized 

Accessories

Accessories

End cover

End cover - D-UTTB 2,5/4 - 3047293



End cover, Length: 69.9 mm, Width: 2.2 mm, Height: 57.5 mm, Color: gray

Spacer plate - DP PS-5 - 3036725



Spacer plate, Color: red

Insulating sleeve

Insulating sleeve - MPS-IH WH - 0201663



Insulating sleeve, Color: white

Protective conductor double-level terminal block - UTTB 2,5-PE - 3044665

Accessories

Insulating sleeve - MPS-IH RD - 0201676



Insulating sleeve, Color: red

Insulating sleeve - MPS-IH BU - 0201689



Insulating sleeve, Color: blue

Insulating sleeve - MPS-IH YE - 0201692



Insulating sleeve, Color: yellow

Insulating sleeve - MPS-IH GN - 0201702



Insulating sleeve, Color: green

Insulating sleeve - MPS-IH GY - 0201728



Insulating sleeve, Color: gray

Protective conductor double-level terminal block - UTTB 2,5-PE - 3044665

Accessories

Insulating sleeve - MPS-IH BK - 0201731



Insulating sleeve, Color: black

Jumper

Plug-in bridge - FBS 2-5 - 3030161



Plug-in bridge, Length: 22.7 mm, Width: 9 mm, Number of positions: 2, Color: red

Plug-in bridge - FBS 3-5 - 3030174



Plug-in bridge, Length: 22.7 mm, Width: 14.2 mm, Number of positions: 3, Color: red

Plug-in bridge - FBS 4-5 - 3030187



Plug-in bridge, Length: 22.7 mm, Width: 19.4 mm, Number of positions: 4, Color: red

Plug-in bridge - FBS 5-5 - 3030190



Plug-in bridge, Length: 22.7 mm, Width: 24.6 mm, Number of positions: 5, Color: red

Protective conductor double-level terminal block - UTTB 2,5-PE - 3044665

Accessories

Plug-in bridge - FBS 10-5 - 3030213



Plug-in bridge, Length: 22.7 mm, Width: 50.6 mm, Number of positions: 10, Color: red

Plug-in bridge - FBS 20-5 - 3030226



Plug-in bridge, Number of positions: 20, Color: red

Plug-in bridge - FBS 50-5 - 3038930



Plug-in bridge, Number of positions: 50, Color: red

Labeled terminal marker

Zack marker strip - ZB 5 CUS - 0824962



Zack marker strip, can be ordered: Strip, white, labeled according to customer specifications, Mounting type: Snap into tall marker groove, for terminal block width: 5.2 mm, Lettering field: 5.15 x 10.5 mm

Zack marker strip - ZB 5,LGS:FORTL.ZAHLEN - 1050017



Zack marker strip, Strip, white, labeled, Printed horizontally: Consecutive numbers 1 - 10, 11 - 20, etc. up to 491 - 500, Mounting type: Snap into tall marker groove, for terminal block width: 5.2 mm, Lettering field: 5.15 x 10.5 mm

Protective conductor double-level terminal block - UTTB 2,5-PE - 3044665

Accessories

Zack marker strip - ZB 5,QR:FORTL.ZAHLEN - 1050020



Zack marker strip, Strip, white, labeled, can be labeled with: Plotter, Printed vertically: Consecutive numbers 1 - 10, 11 - 20, etc. up to 491 - 500, Mounting type: Snap into tall marker groove, for terminal block width: 5.2 mm, Lettering field: 5.15 x 10.5 mm

Zack marker strip - ZB 5,LGS:GLEICHE ZAHLEN - 1050033



Zack marker strip, Strip, white, labeled, can be labeled with: Plotter, Printed horizontally: Identical numbers 1 or 2, etc. up to 100, Mounting type: Snap into tall marker groove, for terminal block width: 5.2 mm, Lettering field: 5.15 x 10.5 mm

Marker for terminal blocks - ZB 5,LGS:L1-N,PE - 1050415



Marker for terminal blocks, Strip, white, labeled, Horizontal: L1, L2, L3, N, PE, L1, L2, L3, N, PE, Mounting type: Snap into tall marker groove, for terminal block width: 5.2 mm, Lettering field: 5.15 x 10.5 mm

Marker for terminal blocks - UC-TM 5 CUS - 0824581



Marker for terminal blocks, can be ordered: by sheet, white, labeled according to customer specifications, Mounting type: Snap into tall marker groove, for terminal block width: 5.2 mm, Lettering field: 10.5 x 4.6 mm

Marker for terminal blocks - UCT-TM 5 CUS - 0829595



Marker for terminal blocks, can be ordered: by sheet, white, labeled according to customer specifications, Mounting type: Snap into tall marker groove, Lettering field: 4.6 x 10.5 mm

Marker pen

Protective conductor double-level terminal block - UTTB 2,5-PE - 3044665

Accessories

Marker pen - X-PEN 0,35 - 0811228



Marker pen without ink cartridge, for manual labeling of markers, labeling extremely wipe-proof, line thickness 0.35 mm

Mounting rail

DIN rail perforated - NS 35/ 7,5 PERF 2000MM - 0801733



DIN rail, material: steel galvanized and passivated with a thick layer, perforated, height 7.5 mm, width 35 mm, length: 2000 mm

DIN rail, unperforated - NS 35/ 7,5 UNPERF 2000MM - 0801681



DIN rail, material: Steel, unperforated, height 7.5 mm, width 35 mm, length: 2 m

DIN rail perforated - NS 35/ 7,5 WH PERF 2000MM - 1204119



DIN rail 35 mm (NS 35)

DIN rail - NS 35/ 7,5 WH UNPERF 2000MM - 1204122



DIN rail 35 mm (NS 35)

Protective conductor double-level terminal block - UTTB 2,5-PE - 3044665

Accessories

DIN rail, unperforated - NS 35/ 7,5 AL UNPERF 2000MM - 0801704



DIN rail, unperforated, Width: 35 mm, Height: 7.5 mm, Length: 2000 mm, Color: silver

DIN rail perforated - NS 35/ 7,5 ZN PERF 2000MM - 1206421



DIN rail, material: Galvanized, perforated, height 7.5 mm, width 35 mm, length: 2 m

DIN rail, unperforated - NS 35/ 7,5 ZN UNPERF 2000MM - 1206434



DIN rail, material: Galvanized, unperforated, height 7.5 mm, width 35 mm, length: 2 m

DIN rail, unperforated - NS 35/ 7,5 CU UNPERF 2000MM - 0801762



DIN rail, material: Copper, unperforated, height 7.5 mm, width 35 mm, length: 2 m

End cap - NS 35/ 7,5 CAP - 1206560



DIN rail end piece, for DIN rail NS 35/7.5

Partition plate

Protective conductor double-level terminal block - UTTB 2,5-PE - 3044665

Accessories

Spacer plate - DP-UTTB 2,5/4 - 3047303



Spacer plate, Length: 69.9 mm, Width: 2.6 mm, Height: 33 mm, Color: gray

Partition plate - ATP-UTTB 2,5/4 - 3047316



Partition plate, Length: 74.3 mm, Width: 2.2 mm, Height: 70 mm, Color: gray

Screwdriver tools

Screwdriver - SZS 0,6X3,5 - 1205053



Actuation tool, for ST terminal blocks, insulated, also suitable for use as a bladed screwdriver, size: 0.6 x 3.5 x 100 mm, 2-component grip, with non-slip grip

Terminal marking

Zack marker strip - ZB 5 :UNBEDRUCKT - 1050004



Zack marker strip, Strip, white, unlabeled, can be labeled with: Plotter, Mounting type: Snap into tall marker groove, for terminal block width: 5.2 mm, Lettering field: 5.1 x 10.5 mm

Marker for terminal blocks - UC-TM 5 - 0818108



Marker for terminal blocks, Sheet, white, unlabeled, can be labeled with: BLUEMARK CLED, BLUEMARK LED, Mounting type: Snap into tall marker groove, for terminal block width: 5.2 mm, Lettering field: 10.5 x 4.6 mm

Protective conductor double-level terminal block - UTTB 2,5-PE - 3044665

Accessories

Marker for terminal blocks - UCT-TM 5 - 0828734



Marker for terminal blocks, Sheet, white, unlabeled, can be labeled with: THERMOMARK CARD, BLUEMARK CLED, BLUEMARK LED, TOPMARK LASER, Mounting type: Snap into tall marker groove, for terminal block width: 5.2 mm, Lettering field: 4.6 x 10.5 mm

Test plug terminal block

Test plugs - MPS-MT - 0201744



Test plugs, Color: silver

Test adapter - PAI-4-FIX-5/6 BU - 3035975



Test adapter, for 4 mm Ø safety test plugs, latches into the bridge shaft; color: Blue

Test adapter - PAI-4-FIX-5/6 OG - 3035974



Test adapter, for 4 mm Ø safety test plugs, latches into the bridge shaft; color: Orange

Test adapter - PAI-4-FIX-5/6 YE - 3035977



Test adapter, for 4 mm Ø safety test plugs, latches into the bridge shaft; color: Yellow

Protective conductor double-level terminal block - UTTB 2,5-PE - 3044665

Accessories

Test adapter - PAI-4-FIX-5/6 RD - 3035976



Test adapter, for 4 mm Ø safety test plugs, latches into the bridge shaft; color: Red

Test adapter - PAI-4-FIX-5/6 GN - 3035978



Test adapter, for 4 mm Ø safety test plugs, latches into the bridge shaft; color: Green

Test adapter - PAI-4-FIX-5/6 BK - 3035980



Test adapter, for 4 mm Ø safety test plugs, latches into the bridge shaft; color: Black

Test adapter - PAI-4-FIX-5/6 GY - 3035982



Test adapter, for 4 mm Ø safety test plugs, latches into the bridge shaft; color: Gray

Test adapter - PAI-4-FIX-5/6 VT - 3035979



Test adapter, for 4 mm Ø safety test plugs, latches into the bridge shaft; color: Violet

Protective conductor double-level terminal block - UTTB 2,5-PE - 3044665

Accessories

Test adapter - PAI-4-FIX-5/6 BN - 3035981



Test adapter, for 4 mm Ø safety test plugs, latches into the bridge shaft; color: Brown

Test plugs - PS-5 - 3030983



Test plugs, Color: red

Test plugs - PS-5/2,3MM RD - 3038723



Test plugs, Color: red

Drawings

Circuit diagram

