

Ground modular terminal block - UT 35-PE - 3044241

Please be informed that the data shown in this PDF Document is generated from our Online Catalog. Please find the complete data in the user's documentation. Our General Terms of Use for Downloads are valid (<http://phoenixcontact.com/download>)




Ground modular terminal block, Connection method: Screw connection, Cross section: 1.5 mm² - 35 mm², AWG: 16 - 2, Width: 16 mm, Height: 65.1 mm, Color: green-yellow, Mounting type: NS 35/7,5, NS 35/15

Why buy this product

- ✓ The flexible options for reducing bridging in the CLIPLINE complete system can be found in "Accessories for the CLIPLINE complete modular terminal block system"
- ✓ Tested for railway applications



Key commercial data

Packing unit	50 pc
GTIN	 4 017918 977580
Weight per Piece (excluding packing)	85.79 g
Custom tariff number	85369010
Country of origin	Turkey

Technical data

General

Number of levels	1
Number of connections	2
Color	green-yellow
Insulating material	PA
Inflammability class according to UL 94	V0
Area of application	Railway industry
	Mechanical engineering
	Plant engineering
	Process industry
Maximum load current	125 A (with 35 mm² conductor cross section)
Rated surge voltage	8 kV

Ground modular terminal block - UT 35-PE - 3044241

Technical data

General

Pollution degree	3
Surge voltage category	III
Insulating material group	I
Connection in acc. with standard	IEC 60947-7-2
Maximum load current	125 A
Nominal current I_N	125 A
Maximum load current	125 A
Open side panel	nein
Test specification, oscillation, broadband noise	DIN EN 50155 (VDE 0115-200):2008-03
Test spectrum	Service life test category 1, class B, body mounted
Test frequency	$f_1 = 5 \text{ Hz}$ to $f_2 = 150 \text{ Hz}$
ASD level	0.02 g^2/Hz
Acceleration	0.8g
Test duration per axis	5 h
Test directions	X-, Y- and Z-axis
Oscillation, broadband noise test result	Test passed
Test specification, shock test	DIN EN 50155 (VDE 0115-200):2008-03
Shock form	Half-sine
Acceleration	5 g
Shock duration	30 ms
Number of shocks per direction	3
Test directions	X-, Y- and Z-axis (pos. and neg.)
Shock test result	Test passed
Temperature index, insulating material (DIN EN 60216-1 (VDE 0304-21))	120 °C

Dimensions

Width	16 mm
End cover width	2.2 mm
Length	60.2 mm
Height	65.1 mm
Height NS 35/7,5	65.7 mm
Height NS 35/15	73.2 mm

Connection data

Note	Please observe the current carrying capacity of the DIN rails.
Connection in acc. with standard	IEC 60947-7-2
Connection method	Screw connection
Note	Note: Product releases, connection cross sections and notes on connecting aluminum cables can be found in the download area.
Conductor cross section solid min.	1.5 mm^2
Conductor cross section solid max.	35 mm^2

Ground modular terminal block - UT 35-PE - 3044241

Technical data

Connection data

Conductor cross section AWG/kcmil min.	16
Conductor cross section AWG/kcmil max	2
Conductor cross section stranded min.	1.5 mm ²
Conductor cross section stranded max.	35 mm ²
Min. AWG conductor cross section, stranded	16
Max. AWG conductor cross section, stranded	2
Conductor cross section stranded, with ferrule without plastic sleeve min.	1.5 mm ²
Conductor cross section stranded, with ferrule without plastic sleeve max.	35 mm ²
Conductor cross section stranded, with ferrule with plastic sleeve min.	1.5 mm ²
Conductor cross section stranded, with ferrule with plastic sleeve max.	35 mm ²
2 conductors with same cross section, solid min.	1.5 mm ²
2 conductors with same cross section, solid max.	16 mm ²
2 conductors with same cross section, stranded min.	1.5 mm ²
2 conductors with same cross section, stranded max.	10 mm ²
2 conductors with same cross section, stranded, TWIN ferrules with plastic sleeve, min.	1.5 mm ²
2 conductors with same cross section, stranded, TWIN ferrules with plastic sleeve, max.	16 mm ²
2 conductors with same cross section, stranded, ferrules without plastic sleeve, min.	1.5 mm ²
2 conductors with same cross section, stranded, ferrules without plastic sleeve, max.	10 mm ²
Stripping length	18 mm
Internal cylindrical gage	B9
Screw thread	M6
Tightening torque, min	3.2 Nm
Tightening torque max	3.7 Nm

Classifications

eCl@ss

eCl@ss 4.0	27141118
eCl@ss 4.1	27141118
eCl@ss 5.0	27141118
eCl@ss 5.1	27141118
eCl@ss 6.0	27141141
eCl@ss 7.0	27141141
eCl@ss 8.0	27141141

ETIM

ETIM 2.0	EC000901
----------	----------

Ground modular terminal block - UT 35-PE - 3044241

Classifications

ETIM

ETIM 3.0	EC000901
ETIM 4.0	EC000901
ETIM 5.0	EC000901

UNSPSC

UNSPSC 6.01	30211811
UNSPSC 7.0901	39121410
UNSPSC 11	39121410
UNSPSC 12.01	39121410
UNSPSC 13.2	39121410

Approvals

Approvals

Approvals


CSA / UL Recognized / VDE Zeichengenehmigung / cUL Recognized / GL / RS / IECEx CB Scheme / EAC / cULus Recognized


Ex Approvals

IECEx / ATEX

Approvals submitted


Approval details


CSA 		
	B	C
mm²/AWG/kcmil	14-1/0	14-1/0

UL Recognized 		
	B	C
mm²/AWG/kcmil	14-2	14-2

Ground modular terminal block - UT 35-PE - 3044241


Approvals

VDE Zeichengenehmigung 	
mm²/AWG/kcmil	1.5-35
Nominal current I _N	125 A


cUL Recognized 		
	B	C
mm²/AWG/kcmil	14-2	14-2

GL

RS

IECEE CB Scheme 	
mm²/AWG/kcmil	1.5-35
Nominal current I _N	125 A

EAC

cULus Recognized 
--

Accessories

Accessories

End block

End clamp - E/NS 35 N - 0800886



End clamp, width: 9.5 mm, color: gray

Ground modular terminal block - UT 35-PE - 3044241

Accessories

End clamp - E/UK - 1201442



End clamp, for assembly on NS 32 or NS 35/7.5 DIN rail

End clamp - E/UK 1 - 1201413



End clamps, for supporting the ends of double-level and three-level terminal blocks, width: 10 mm, color: gray

End clamp - CLIPFIX 35 - 3022218



Quick mounting end clamp for NS 35/7,5 DIN rail or NS 35/15 DIN rail, with marking option, width: 9.5 mm, color: gray

End clamp - CLIPFIX 35-5 - 3022276



Quick mounting end clamp for NS 35/7,5 DIN rail or NS 35/15 DIN rail, with marking option, with parking option for FBS...5, FBS...6, KSS 5, KSS 6, width: 5.15 mm, color: gray

End clamp - E/NS 35 N - 0800886



End clamp, width: 9.5 mm, color: gray

Jumper

Ground modular terminal block - UT 35-PE - 3044241

Accessories

Plug-in bridge - FBS 2-16 - 3005963



Plug-in bridge, Length: 43.7 mm, Width: 25.9 mm, Number of positions: 2, Color: red

Labeled terminal marker

Zack marker strip - ZB 15 CUS - 0824945



Zack marker strip, can be ordered: Strip, white, labeled according to customer specifications, Mounting type: Snap into tall marker groove, for terminal block width: 15.2 mm, Lettering field: 10.5 x 15.1 mm

Marker for terminal blocks - ZB 15,LGS:L1-N,PE - 0811998



Marker for terminal blocks, Strip, white, labeled, Printed horizontally: L1, L2, L3, N, PE, Mounting type: Snap into tall marker groove, for terminal block width: 15.2 mm, Lettering field: 10.5 x 15.1 mm

Marker pen

Marker pen - X-PEN 0,35 - 0811228



Marker pen without ink cartridge, for manual labeling of markers, labeling extremely wipe-proof, line thickness 0.35 mm

Mounting rail

DIN rail perforated - NS 35/ 7,5 PERF 2000MM - 0801733



DIN rail, material: steel galvanized and passivated with a thick layer, perforated, height 7.5 mm, width 35 mm, length: 2000 mm

Ground modular terminal block - UT 35-PE - 3044241

Accessories

DIN rail, unperforated - NS 35/ 7,5 UNPERF 2000MM - 0801681



DIN rail, material: Steel, unperforated, height 7.5 mm, width 35 mm, length: 2 m

DIN rail perforated - NS 35/ 7,5 WH PERF 2000MM - 1204119



DIN rail 35 mm (NS 35)

DIN rail - NS 35/ 7,5 WH UNPERF 2000MM - 1204122



DIN rail 35 mm (NS 35)

DIN rail, unperforated - NS 35/ 7,5 AL UNPERF 2000MM - 0801704



DIN rail, unperforated, Width: 35 mm, Height: 7.5 mm, Length: 2000 mm, Color: silver

DIN rail perforated - NS 35/ 7,5 ZN PERF 2000MM - 1206421



DIN rail, material: Galvanized, perforated, height 7.5 mm, width 35 mm, length: 2 m

Ground modular terminal block - UT 35-PE - 3044241

Accessories

DIN rail, unperforated - NS 35/ 7,5 ZN UNPERF 2000MM - 1206434



DIN rail, material: Galvanized, unperforated, height 7.5 mm, width 35 mm, length: 2 m

DIN rail, unperforated - NS 35/ 7,5 CU UNPERF 2000MM - 0801762



DIN rail, material: Copper, unperforated, height 7.5 mm, width 35 mm, length: 2 m

End cap - NS 35/ 7,5 CAP - 1206560



DIN rail end piece, for DIN rail NS 35/7.5

DIN rail perforated - NS 35/15 PERF 2000MM - 1201730



DIN rail, material: steel galvanized and passivated with a thick layer, perforated, height 15 mm, width 35 mm, length: 2000 mm

DIN rail, unperforated - NS 35/15 UNPERF 2000MM - 1201714



DIN rail, material: Steel, unperforated, height 15 mm, width 35 mm, length: 2 m

Ground modular terminal block - UT 35-PE - 3044241

Accessories

DIN rail perforated - NS 35/15 WH PERF 2000MM - 0806602



DIN rail 35 mm (NS 35)

DIN rail - NS 35/15 WH UNPERF 2000MM - 1204135



DIN rail 35 mm (NS 35)

DIN rail, unperforated - NS 35/15 AL UNPERF 2000MM - 1201756



DIN rail, deep drawn, high profile, unperforated, 1.5 mm thick, material: aluminum, height 15 mm, width 35 mm, length 2000 mm

DIN rail perforated - NS 35/15 ZN PERF 2000MM - 1206599



DIN rail, material: Galvanized, perforated, height 15 mm, width 35 mm, length: 2 m

DIN rail, unperforated - NS 35/15 ZN UNPERF 2000MM - 1206586



DIN rail, material: Galvanized, unperforated, height 15 mm, width 35 mm, length: 2 m

Ground modular terminal block - UT 35-PE - 3044241

Accessories

DIN rail, unperforated - NS 35/15 CU UNPERF 2000MM - 1201895



DIN rail, material: Copper, unperforated, 1.5 mm thick, height 15 mm, width 35 mm, length: 2 m

End cap - NS 35/15 CAP - 1206573



DIN rail end piece, for DIN rail NS 35/15

DIN rail, unperforated - NS 35/15-2,3 UNPERF 2000MM - 1201798



DIN rail, material: Steel, unperforated, 2.3 mm thick, height 15 mm, width 35 mm, length: 2 m

Partition plate

Partition plate - TPNS-UK - 0706647



Partition plate, Length: 80 mm, Width: 2 mm, Height: 70 mm, Color: gray

Planning and marking software

Software - CLIP-PROJECT ADVANCED - 5146040



Multilingual software for easy planning of Phoenix Contact on DIN rails together with the integrated TRABTECH-select software module for planning comprehensive surge protection concepts.

Ground modular terminal block - UT 35-PE - 3044241

Accessories

Software - CLIP-PROJECT PROFESSIONAL - 5146053



Multi-lingual software for terminal strip project planning. A marking module allows professional labeling of markers and labels for marking terminal blocks, conductors, cables and devices. The additionally integrated software module TRABTECH-select for planning comprehensive surge protection concepts.

Reducing bridge

Reducing bridge - RB UT 35-(2,5/4) - 3047277



Reducing bridge, Number of positions: 2, Color: red

Reducing bridge - RB UT 35-ST(2,5/4) - 3047280



Reducing bridge, Number of positions: 2, Color: red

Terminal marking

Zack marker strip - ZB 15:UNBEDRUCKT - 0811972



Zack marker strip, Strip, white, unlabeled, can be labeled with: Plotter, Mounting type: Snap into tall marker groove, for terminal block width: 15.2 mm, Lettering field: 10.5 x 15.1 mm

Warning label printed

Warning label - WS UT 35 - 3047387

Warning sign for UT terminal blocks

Drawings

Ground modular terminal block - UT 35-PE - 3044241

Circuit diagram

