

## Connection element - PSD-S CE-TM SCREW - 2700095


Please be informed that the data shown in this PDF Document is generated from our Online Catalog. Please find the complete data in the user's documentation. Our General Terms of Use for Downloads are valid (<http://phoenixcontact.com/download>)



Connection element with screw connection terminal blocks for tube mounting

RoHS

### Key Commercial Data

Packing unit	1 pc
GTIN	 4 046356 490979
GTIN	4046356490979
Weight per Piece (excluding packing)	91.800 g
Custom tariff number	85318040
Country of origin	Germany

### Technical data

#### Dimensions

Diameter	69 mm
Height	27 mm

#### Ambient conditions

Ambient temperature (operation)	-30 °C ... 50 °C
Degree of protection	IP65, when installed

#### General

Material	PA-GF
Color	black
Weight	84 g
Mounting position	any
Mounting type	Tube mounting
Assembly instructions	Rubber seal pre-installed for each element
Number of mountable signal elements	max. 5
Scope of delivery	End cover and seal

# Connection element - PSD-S CE-TM SCREW - 2700095

## Technical data

### Electrical data

Nominal input voltage range	12 V AC/DC ... 240 V AC/DC
-----------------------------	----------------------------

### Connection data

Designation	without ferrule
Connection method	Screw connection
Conductor cross section flexible min.	0.5 mm <sup>2</sup>
Conductor cross section flexible max.	1.5 mm <sup>2</sup>
Min. AWG conductor cross section, flexible	20
Max. AWG conductor cross section, flexible	15
Designation	With ferrule
Connection method	Screw connection
Conductor cross section flexible min.	0.25 mm <sup>2</sup>
Conductor cross section flexible max.	1.5 mm <sup>2</sup>
Min. AWG conductor cross section, flexible	23
Max. AWG conductor cross section, flexible	15
Designation	solid
Connection method	Screw connection
Conductor cross section solid min.	0.5 mm <sup>2</sup>
Conductor cross section solid max.	1.5 mm <sup>2</sup>
Single-wire/terminal point, solid AWG min.	20
Single-wire/terminal point, solid AWG max.	15

### Approvals / conformities

Electromagnetic compatibility	Conformance with EMC directive 2004/108/EC and for low-voltage directive 2006/95/EC
-------------------------------	---

### Standards and Regulations

Electromagnetic compatibility	Conformance with EMC directive 2004/108/EC and for low-voltage directive 2006/95/EC
-------------------------------	---

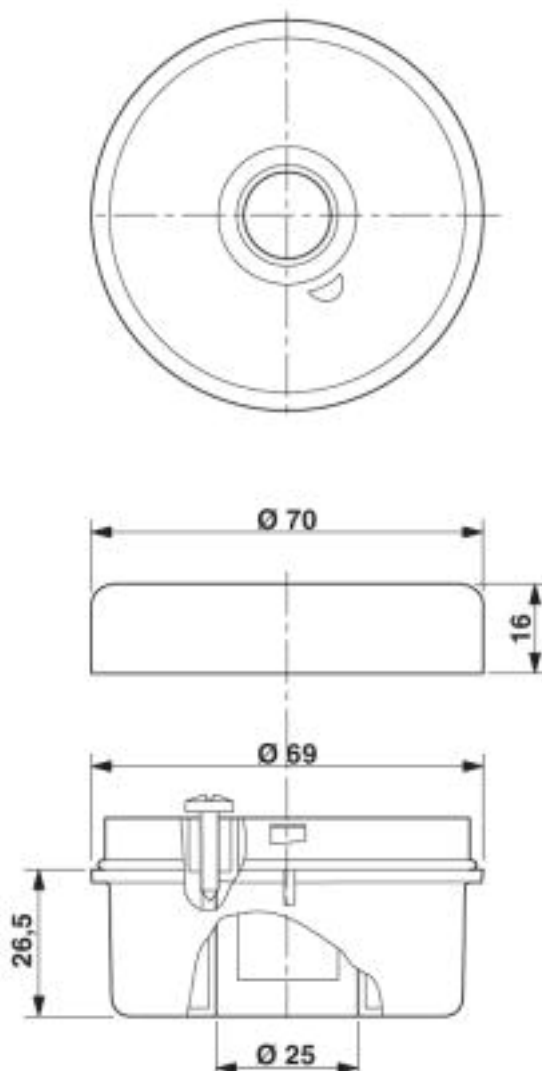
### Environmental Product Compliance

	Lead 7439-92-1
China RoHS	Environmentally Friendly Use Period = 50
	For details about hazardous substances go to tab "Downloads", Category "Manufacturer's declaration"

## Drawings

## Connection element - PSD-S CE-TM SCREW - 2700095

Dimensional drawing



### Classifications

eCl@ss

eCl@ss 4.0	27143200
eCl@ss 4.1	27143200
eCl@ss 5.0	27371200
eCl@ss 5.1	27371200
eCl@ss 6.0	27371200
eCl@ss 7.0	27371232
eCl@ss 8.0	27371232
eCl@ss 9.0	27371232

## Connection element - PSD-S CE-TM SCREW - 2700095

### Classifications

#### ETIM

ETIM 3.0	EC001152
ETIM 4.0	EC001152
ETIM 5.0	EC001152
ETIM 6.0	EC001152
ETIM 7.0	EC001152

#### UNSPSC

UNSPSC 6.01	43172015
UNSPSC 7.0901	43201404
UNSPSC 11	39121311
UNSPSC 12.01	39121311
UNSPSC 13.2	39121311
UNSPSC 18.0	46171604
UNSPSC 19.0	46171604
UNSPSC 20.0	46171604
UNSPSC 21.0	46171604

### Approvals

#### Approvals

#### Approvals


UL Listed / cUL Listed / EAC / EAC / cULus Listed

#### Ex Approvals

#### Approval details

UL Listed		<a href="http://database.ul.com/cgi-bin/XYV/template/LISEXT/1FRAME/index.htm">http://database.ul.com/cgi-bin/XYV/template/LISEXT/1FRAME/index.htm</a>	FILE E 123528
-----------	---	---	---------------


cUL Listed		<a href="http://database.ul.com/cgi-bin/XYV/template/LISEXT/1FRAME/index.htm">http://database.ul.com/cgi-bin/XYV/template/LISEXT/1FRAME/index.htm</a>	FILE E 123528
------------	---	---	---------------

EAC		EAC-Zulassung
-----	---	---------------

## Connection element - PSD-S CE-TM SCREW - 2700095

### Approvals

EAC		RU *- DE.A*30.B.00237
-----	---	--------------------------

cULus Listed	
--------------	---

### Accessories

#### Accessories

#### Assembly element

Adapter - PSD-S ME A-SH M18 - 2700150



Adapter for single-hole mounting

Mounting material - PSD-S ME BT 110 - 2700156



Foot with integrated tube, 110 mm high, black

Mounting material - PSD-S ME T-M 250 - 2700157



Tube, 250 mm high, Ø 25 mm

Mounting material - PSD-S ME T-M 400 - 2700158



Tube, 400 mm high, Ø 25 mm

## Connection element - PSD-S CE-TM SCREW - 2700095

### Accessories

Mounting material - PSD-S ME T-M 1000 - 2700154



Tube, 1000 mm long, Ø 25 mm

---

Mounting material - PSD-S ME B-M - 2700164



Foot for tube Ø 25 mm, aluminium, black

---

Mounting material - PSD-S ME B-P - 2700163



Foot for tube Ø 25 mm, plastic, black

---

Mounting material - PSD-S ME T-P 45 - 2700152



Tube, 45 mm long, Ø 25 mm, for direct tube mounting on the foldaway base

---

Mounting material - PSD-S ME FB - 2700151



Foldaway base, pitch 7.5°, black

## Connection element - PSD-S CE-TM SCREW - 2700095

### Accessories

Mounting material - PSD-S ME OB - 2700153



Outlet box with lateral cable entry for floor and base mounting

---

Mounting material - PSD-S ME OB/MB - 2700155



Outlet box with magnetic base for base mounting, black

---

Mounting brackets - PSD-S ME BR-BM/HCR - 2700149



Angle for base mounting, concealed cable routing, black

---

Mounting brackets - PSD-S ME BR-BM - 2700143



Angle for base mounting, black