

High-current terminal block - UKH 95 BU - 3010136

Please be informed that the data shown in this PDF Document is generated from our Online Catalog. Please find the complete data in the user's documentation. Our General Terms of Use for Downloads are valid (<http://phoenixcontact.com/download>)




High-current terminal block, Screws with hexagonal socket, nom. voltage: 1000 V, nominal current: 232 A, connection method: Screw connection, number of connections: 2, number of positions: 1, cross section: 25 mm² - 95 mm², AWG: 4 - 3/0, width: 25 mm, height: 90 mm, color: blue, mounting type: NS 35/15, NS 32, NS 35/15-2,3

Your advantages

- ✓ Reliable cable connection is ensured by three-point centering of the conductor in the prismatic sleeve base
- ✓ Low contact resistance of the contact surface due to ribbing
- ✓ Screw locking by means of spring-loaded elements in the clamping part



Key Commercial Data

Packing unit	3 pc
GTIN	 4 017918 091866
GTIN	4017918091866
Weight per Piece (excluding packing)	206.300 g
Custom tariff number	85369010
Country of origin	India

Technical data

General

Note	Screws with hexagonal socket
Number of positions	1
Number of levels	1
Number of connections	2
Potentials	1
Nominal cross section	95 mm²
Color	blue
Insulating material	PA
Flammability rating according to UL 94	V0
Rated surge voltage	8 kV

High-current terminal block - UKH 95 BU - 3010136

Technical data

General

Degree of pollution	3
Overvoltage category	III
Insulating material group	I
Maximum power dissipation for nominal condition	7.54 W
Designation	Level 1 above 1 below 1
Maximum load current	232 A
Nominal current I_N	232 A
Nominal voltage U_N	1000 V
Open side panel	No
Relative insulation material temperature index (Elec., UL 746 B)	130 °C
Temperature index of insulation material (DIN EN 60216-1 (VDE 0304-21))	130 °C
Static insulating material application in cold	-60 °C
Behavior in fire for rail vehicles (DIN 5510-2)	Test passed
Flame test method (DIN EN 60695-11-10)	V0
Oxygen index (DIN EN ISO 4589-2)	>32 %
NF F16-101, NF F10-102 Class I	2
NF F16-101, NF F10-102 Class F	2
Surface flammability NFPA 130 (ASTM E 162)	passed
Specific optical density of smoke NFPA 130 (ASTM E 662)	passed
Smoke gas toxicity NFPA 130 (SMP 800C)	passed
Calorimetric heat release NFPA 130 (ASTM E 1354)	28 MJ/kg
Fire protection for rail vehicles (DIN EN 45545-2) R22	HL 1 - HL 3
Fire protection for rail vehicles (DIN EN 45545-2) R23	HL 1 - HL 3
Fire protection for rail vehicles (DIN EN 45545-2) R24	HL 1 - HL 3
Fire protection for rail vehicles (DIN EN 45545-2) R26	HL 1 - HL 3

Dimensions

Width	25 mm
Length	83 mm
Height	90 mm
Height NS 35/15	97.5 mm
Height NS 32	95 mm

Connection data

Note	Screws with hexagonal socket
Connection method	Screw connection
Screw thread	M8
Stripping length	33 mm
Tightening torque, min	15 Nm
Tightening torque max	20 Nm
Connection in acc. with standard	IEC 60947-7-1

High-current terminal block - UKH 95 BU - 3010136

Technical data

Connection data

Note	Note: Product releases, connection cross sections and notes on connecting aluminum cables can be found in the download area.
Conductor cross section solid min.	25 mm ²
Conductor cross section solid max.	95 mm ²
Conductor cross section AWG min.	4
Conductor cross section AWG max.	3/0
Conductor cross section flexible min.	35 mm ²
Conductor cross section flexible max.	95 mm ²
Min. AWG conductor cross section, flexible	2
Max. AWG conductor cross section, flexible	3/0
Conductor cross section flexible, with ferrule without plastic sleeve min.	35 mm ²
Conductor cross section flexible, with ferrule without plastic sleeve max.	95 mm ²
Conductor cross section flexible, with ferrule with plastic sleeve min.	35 mm ²
Conductor cross section flexible, with ferrule with plastic sleeve max.	95 mm ²
Cross section with insertion bridge, solid max.	95 mm ²
Cross section with insertion bridge, stranded max.	70 mm ²
2 conductors with same cross section, solid min.	25 mm ²
2 conductors with same cross section, solid max.	35 mm ²
2 conductors with same cross section, stranded min.	25 mm ²
2 conductors with same cross section, stranded max.	35 mm ²
2 conductors with same cross section, stranded, ferrules without plastic sleeve, min.	16 mm ²
2 conductors with same cross section, stranded, ferrules without plastic sleeve, max.	35 mm ²
Connection in acc. with standard	IEC/EN 60079-7
Conductor cross section solid min.	25 mm ²
Conductor cross section solid max.	95 mm ²
Conductor cross section AWG min.	4
Conductor cross section AWG max.	3/0
Conductor cross section flexible min.	35 mm ²
Conductor cross section flexible max.	95 mm ²

Standards and Regulations

Connection in acc. with standard	CSA
	IEC 60947-7-1
Flammability rating according to UL 94	V0
Fire protection for rail vehicles (DIN EN 45545-2) R22	HL 1 - HL 3
Fire protection for rail vehicles (DIN EN 45545-2) R23	HL 1 - HL 3
Fire protection for rail vehicles (DIN EN 45545-2) R24	HL 1 - HL 3
Fire protection for rail vehicles (DIN EN 45545-2) R26	HL 1 - HL 3

Environmental Product Compliance

China RoHS	Environmentally friendly use period: unlimited = EFUP-e
------------	---

High-current terminal block - UKH 95 BU - 3010136

Technical data

Environmental Product Compliance

	No hazardous substances above threshold values
--	--

Classifications

eCl@ss

eCl@ss 4.0	27141120
eCl@ss 4.1	27141120
eCl@ss 5.0	27141120
eCl@ss 5.1	27141100
eCl@ss 6.0	27141100
eCl@ss 7.0	27141120
eCl@ss 8.0	27141120
eCl@ss 9.0	27141120

ETIM

ETIM 2.0	EC000897
ETIM 3.0	EC000897
ETIM 4.0	EC000897
ETIM 5.0	EC000897
ETIM 6.0	EC000897
ETIM 7.0	EC000897

UNSPSC

UNSPSC 6.01	30211811
UNSPSC 7.0901	39121410
UNSPSC 11	39121410
UNSPSC 12.01	39121410
UNSPSC 13.2	39121410

Approvals

Approvals

Approvals

DNV GL / CSA / PRS / UL Recognized / KEMA-KEUR / cUL Recognized / EAC / RS / cULus Recognized

Ex Approvals


IECEX / ATEX / UL Recognized / cUL Recognized / EAC Ex / cULus Recognized


Approval details


High-current terminal block - UKH 95 BU - 3010136


Approvals


DNV GL		https://approvalfinder.dnvgl.com/	TAE00001CT
--------	---	---	------------

CSA		http://www.csagroup.org/services-industries/product-listing/	13631
	B	C	
Nominal voltage UN	600 V	600 V	
Nominal current IN	200 A	200 A	
mm²/AWG/kcmil	2	2	

PRS		http://www.prs.pl/	TE/2156/880590/17
-----	---	---	-------------------




UL Recognized		http://database.ul.com/cgi-bin/XYV/template/LISEXT/1FRAME/index.htm	FILE E 60425
	B	C	
Nominal voltage UN	600 V	600 V	
Nominal current IN	230 A	230 A	
mm²/AWG/kcmil	2	2	

KEMA-KEUR		http://www.dekra-certification.com	2183460.01
Nominal voltage UN	1000 V		
mm²/AWG/kcmil	95		

cUL Recognized		http://database.ul.com/cgi-bin/XYV/template/LISEXT/1FRAME/index.htm	FILE E 60425
	B	C	
Nominal voltage UN	600 V	600 V	
Nominal current IN	230 A	230 A	
mm²/AWG/kcmil	2	2	

High-current terminal block - UKH 95 BU - 3010136

Approvals

EAC		RU C- DE.AI30.B.01102
RS		http://www.rs-head.spb.ru/en/index.php 17.00013.272
cULus Recognized		

Accessories

Accessories

DIN rail

DIN rail perforated - NS 32 PERF 2000MM - 1201002



DIN rail perforated, G profile, width: 32 mm, height: 15 mm, acc. to EN 60715, material: Steel, galvanized, passivated with a thick layer, length: 2000 mm, color: silver

DIN rail, unperforated - NS 32 UNPERF 2000MM - 1201015



DIN rail, unperforated, G profile, width: 32 mm, height: 15 mm, acc. to EN 60715, material: Steel, galvanized, passivated with a thick layer, length: 2000 mm, color: silver

DIN rail perforated - NS 35/15 PERF 2000MM - 1201730



DIN rail perforated, Standard profile, width: 35 mm, height: 15 mm, similar to EN 60715, material: Steel, galvanized, passivated with a thick layer, length: 2000 mm, color: silver

High-current terminal block - UKH 95 BU - 3010136

Accessories

DIN rail, unperforated - NS 35/15 UNPERF 2000MM - 1201714



DIN rail, unperforated, Standard profile, width: 35 mm, height: 15 mm, similar to EN 60715, material: Steel, galvanized, passivated with a thick layer, length: 2000 mm, color: silver

DIN rail perforated - NS 35/15 WH PERF 2000MM - 0806602



DIN rail perforated, Standard profile, width: 35 mm, height: 15 mm, similar to EN 60715, material: Steel, Galvanized, white passivated, length: 2000 mm, color: silver

DIN rail, unperforated - NS 35/15 WH UNPERF 2000MM - 1204135



DIN rail, unperforated, Standard profile, width: 35 mm, height: 15 mm, similar to EN 60715, material: Steel, Galvanized, white passivated, length: 2000 mm, color: silver

DIN rail, unperforated - NS 35/15 AL UNPERF 2000MM - 1201756



DIN rail, unperforated, Standard profile, width: 35 mm, height: 15 mm, similar to EN 60715, material: Aluminum, uncoated, length: 2000 mm, color: silver

DIN rail perforated - NS 35/15 ZN PERF 2000MM - 1206599



DIN rail perforated, Standard profile, width: 35 mm, height: 15 mm, similar to EN 60715, material: Steel, galvanized, length: 2000 mm, color: silver

High-current terminal block - UKH 95 BU - 3010136

Accessories

DIN rail, unperforated - NS 35/15 ZN UNPERF 2000MM - 1206586



DIN rail, unperforated, Standard profile, width: 35 mm, height: 15 mm, similar to EN 60715, material: Steel, galvanized, length: 2000 mm, color: silver

DIN rail, unperforated - NS 35/15 CU UNPERF 2000MM - 1201895



DIN rail, unperforated, Standard profile, width: 35 mm, height: 15 mm, similar to EN 60715, material: Copper, uncoated, length: 2000 mm, color: copper-colored

End cap - NS 35/15 CAP - 1206573



DIN rail end piece, for DIN rail NS 35/15

End block

End clamp - E/AL-NS 32 - 1201659



End clamp, for end support of UKH 50 - UKH 240, is pushed onto DIN rail NS 32 and fixed with 2 screws, width: 10 mm, color: Aluminum

End clamp - E/AL-NS 35 - 1201662



End clamp, for end support of UKH 50 to UKH 240, is pushed onto DIN rail NS 35 and fixed with 2 screws, width: 10 mm, color: aluminum

Insertion bridge

High-current terminal block - UKH 95 BU - 3010136

Accessories

Insertion bridge - EB 3-25/UKH - 0201375



Insertion bridge, pitch: 25 mm, length: 38.9 mm, width: 68.3 mm, number of positions: 3, color: gray

Insertion bridge - EB 2-25/UKH - 0201362



Insertion bridge, pitch: 25 mm, number of positions: 2, color: gray

Labeled terminal marker

Warning label - WS-4K - 1004584



Adhesive warning plate, self-adhesive, black print: lightning flash with mixed version - "Vorsicht Spannung - Attention Danger" size of label: 13 x 23.5 mm

Zack marker strip - ZB 22 CUS - 0824949



Zack marker strip, can be ordered: Strip, white, labeled according to customer specifications, mounting type: snap into tall marker groove, for terminal block width: 22 mm, lettering field size: 10.5 x 21.8 mm

Zack marker strip - ZB 22,LGS:L1-N,PE - 0811875



Zack marker strip, Strip, white, labeled, printed horizontally: L1, L2, L3, N, PE, mounting type: snap into tall marker groove, for terminal block width: 22 mm, lettering field size: 10.5 x 21.8 mm

High-current terminal block - UKH 95 BU - 3010136

Accessories

Marker for terminal blocks - TMT 10 R CUS - 0824500



Marker for terminal blocks, can be ordered: by line, white, labeled according to customer specifications, mounting type: snap into universal marker groove, snap into flat marker groove, for terminal block width: 10.2 mm, lettering field size: 6.35 x 10.15 mm

Marker pen

Marker pen - X-PEN 0,35 - 0811228



Marker pen without ink cartridge, for manual labeling of markers, labeling extremely wipe-proof, line thickness 0.35 mm

Mounting material

Insertion profile - UKH 95 EP - 3009231



Insertion profile, color: silver

Pick-off terminal block

Pick-off terminal block - AGK 10-UKH 95 - 3003541



Pick-off terminal block, nom. voltage: 1000 V, nominal current: 57 A, connection method: Screw connection, number of connections: 1, cross section: 0.5 mm² - 10 mm², AWG: 20 - 8, width: 10.2 mm, height: 34.7 mm, color: gray, mounting type: on base element

Planning and marking software

Software - CLIP-PROJECT ADVANCED - 5146040



Multilingual software for convenient configuration of Phoenix Contact products on standard DIN rails.

High-current terminal block - UKH 95 BU - 3010136

Accessories

Software - CLIP-PROJECT PROFESSIONAL - 5146053



Multilingual software for terminal strip configuration. A marking module enables the professional marking of markers and labels for identifying terminal blocks, conductors and cables, and devices.

Socket spanner

Screwdriver - SF-THEX 6-200 - 1212642



T-handle screwdriver, for Allen screws, hexagonal (with chamfer), size: hex 6 x 200 mm, ergonomically shaped handle, matt chrome-plated

Terminal marking

Zack marker strip - ZB 22:UNBEDRUCKT - 0811862



Zack marker strip, Strip, white, unlabeled, can be labeled with: PLOTMARK, CMS-P1-PLOTTER, mounting type: snap into tall marker groove, for terminal block width: 22 mm, lettering field size: 10.5 x 21.8 mm

Marker for terminal blocks - TMT 10 R - 0816210



Marker for terminal blocks, Roll, white, unlabeled, can be labeled with: THERMOMARK ROLL, THERMOMARK ROLL X1, THERMOMARK ROLLMASTER 300/600, THERMOMARK X1.2, THERMOMARK S1.1, perforated, mounting type: snap into universal marker groove, snap into flat marker groove, for terminal block width: 10.2 mm, lettering field size: 6.35 x 10.15 mm